



RACING SA

Morphettville Parks SA
Race 8: Winning Edge Presentations Handicap - 1950m
03 February 2024 - 5:31PM



Track Rating: Good 3, Weather: Fine, Rail Position: True

Table with columns: Section, Field Times, Position, #, Horse/Jockey, Barrier, Top Speed [km/h], Fastest Section, First 400m, Overall, L1800, L1600, L1400, L1200, L1000, From Winner [m]. Rows include horses like DUAL FUEL, SPEAKEASY, CHARM SLINGA, SPRAY GUN, PLAISIR, TAME TOMO, MONSEAGLE, COWLEY'S CREEK, CHARLESFORT, and VELARO.

Scratched: Bellman (#1), Warrandyte Road (#10)

[] Position in running at each section and finish
Saddle cloth number
-:-:- No data available at this section
NA No data available



RACING SA

Morphettville Parks SA
Race 8: Winning Edge Presentations Handicap - 1950m
03 February 2024 - 5:31PM



Track Rating: Good 3, Weather: Fine, Rail Position: True

Table with columns: Section, Field Times, Position, #, Horse/Jockey, Barrier, Top Speed [km/h], Fastest Section, First 400m, L800, L600, L400, L200, Margin, From Winner [m]. Contains 10 rows of race data.

Scratched: Bellman (#1), Warrandyte Road (#10)

- [] Position in running at each section and finish
Saddle cloth number
-:-:- No data available at this section
NA No data available

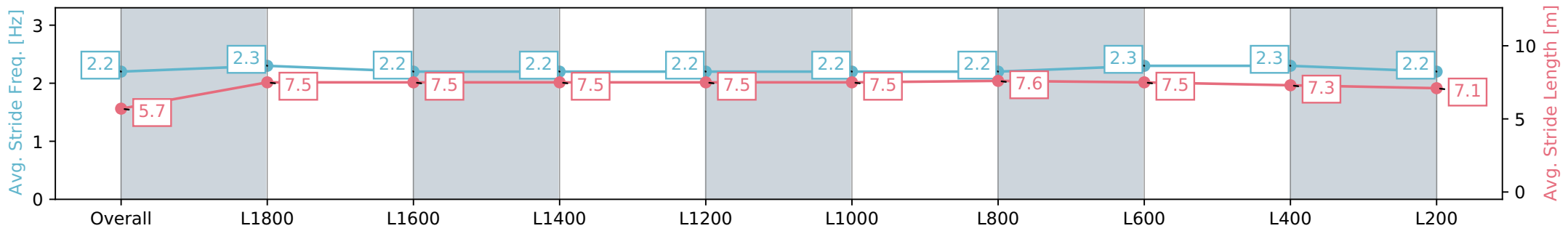
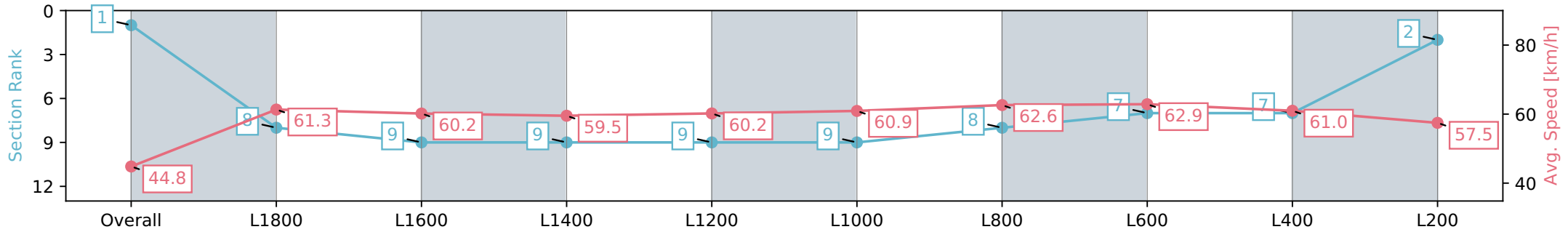
Horse/Jockey Name	DUAL FUEL
Finish Rank	1
Fastest Section Time (Section)	0:11.59 (L800)
Top Speed [km/h] (Section)	64.2 (L600)
Race State	Finished



Morphettville Parks SA - Professional
 Race 8: Winning Edge Presentations Handicap - 1950m
 03 February 2024 - 5:31PM
 Track Rating: Good 3, Weather: Fine, Rail Position: True



Section	Overall	L1800	L1600	L1400	L1200	L1000	L800	L600	L400	L200
Section Times	1:59.97 [1] (0:12.18)	1:47.79 [8] (0:11.93)	1:35.86 [9] (0:12.00)	1:23.86 [9] (0:12.13)	1:11.73 [9] (0:12.10)	0:59.63 [9] (0:11.88)	0:47.75 [8] (0:11.59)	0:36.16 [7] (0:11.74)	0:24.42 [7] (0:11.94)	0:12.48 [2] (0:12.48)
Average Speed [km/h]	44.8	61.3	60.2	59.5	60.2	60.9	62.6	62.9	61.0	57.5
Top Speed [km/h]	61.7	62.0	61.0	60.4	61.2	61.7	63.1	64.2	62.0	59.1
Avg. Dist. to Rail [m]	9.2	3.5	1.3	1.4	2.1	4.9	3.5	4.5	6.4	7.3
Avg. Stride Freq. [Hz]	2.2	2.3	2.2	2.2	2.2	2.2	2.2	2.3	2.3	2.2
Avg. Stride Length [m]	5.7	7.5	7.5	7.5	7.5	7.5	7.6	7.5	7.3	7.1



[] Ranking at each section and finish
 -:-:- No data available at this section
 NA No data available

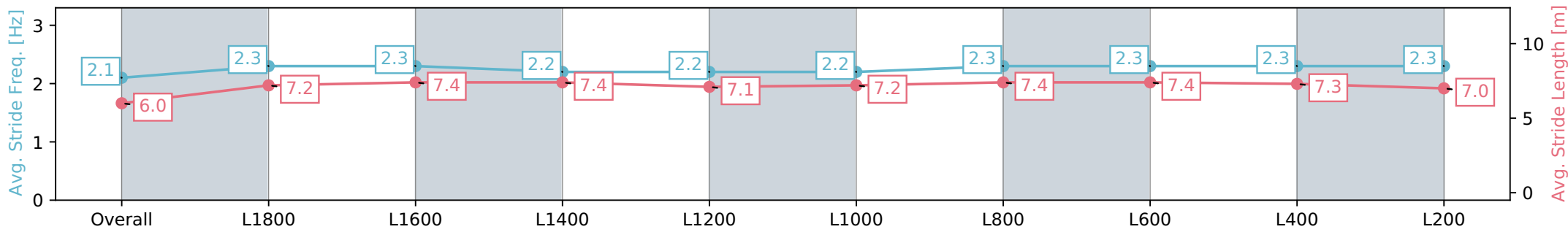
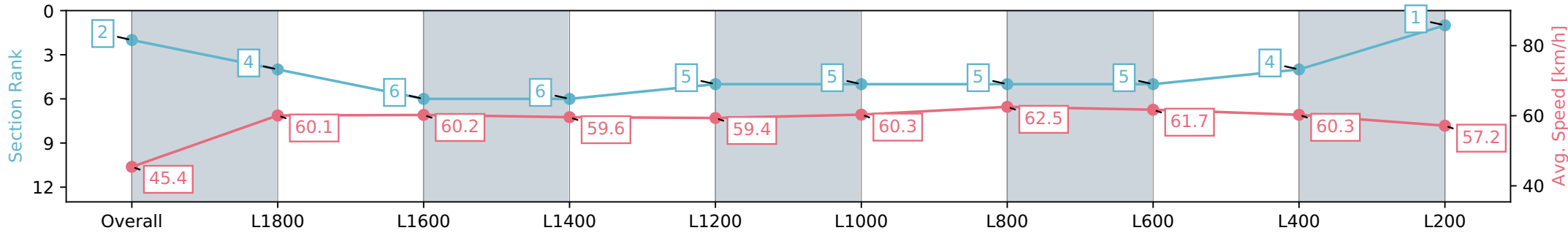
Horse/Jockey Name	SPEAKEASY
Finish Rank	2
Fastest Section Time (Section)	0:11.54 (L800)
Top Speed [km/h] (Section)	63.2 (L800)
Race State	Finished



Morphettville Parks SA - Professional
 Race 8: Winning Edge Presentations Handicap - 1950m
 03 February 2024 - 5:31PM
 Track Rating: Good 3, Weather: Fine, Rail Position: True



Section	Overall	L1800	L1600	L1400	L1200	L1000	L800	L600	L400	L200
Section Times	1:59.97 [2] (0:11.89)	1:48.08 [4] (0:12.02)	1:36.06 [6] (0:11.97)	1:24.09 [6] (0:12.06)	1:12.03 [5] (0:12.20)	0:59.83 [5] (0:11.95)	0:47.88 [5] (0:11.54)	0:36.34 [5] (0:11.77)	0:24.57 [4] (0:12.03)	0:12.54 [1] (0:12.54)
Average Speed [km/h]	45.4	60.1	60.2	59.6	59.4	60.3	62.5	61.7	60.3	57.2
Top Speed [km/h]	59.9	61.0	60.9	60.7	61.1	61.4	63.2	62.9	60.8	60.2
Avg. Dist. to Rail [m]	2.2	0.6	0.2	0.5	0.8	1.6	1.1	1.6	4.1	5.7
Avg. Stride Freq. [Hz]	2.1	2.3	2.3	2.2	2.2	2.2	2.3	2.3	2.3	2.3
Avg. Stride Length [m]	6.0	7.2	7.4	7.4	7.1	7.2	7.4	7.4	7.3	7.0



[] Ranking at each section and finish
 -:-:- No data available at this section
 NA No data available

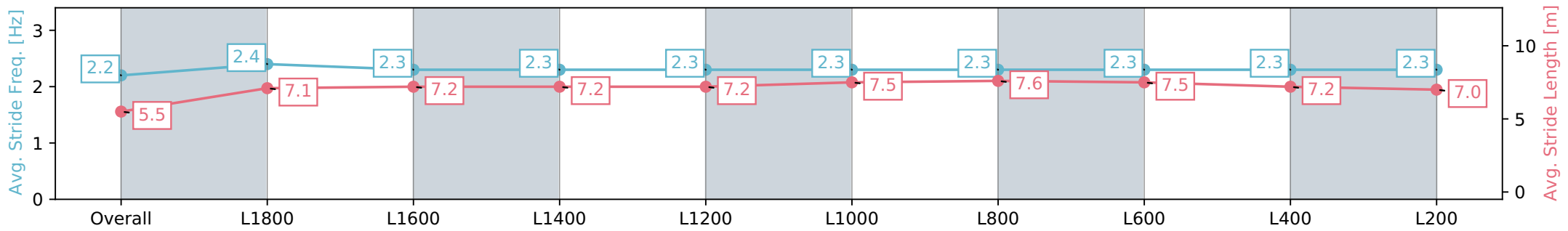
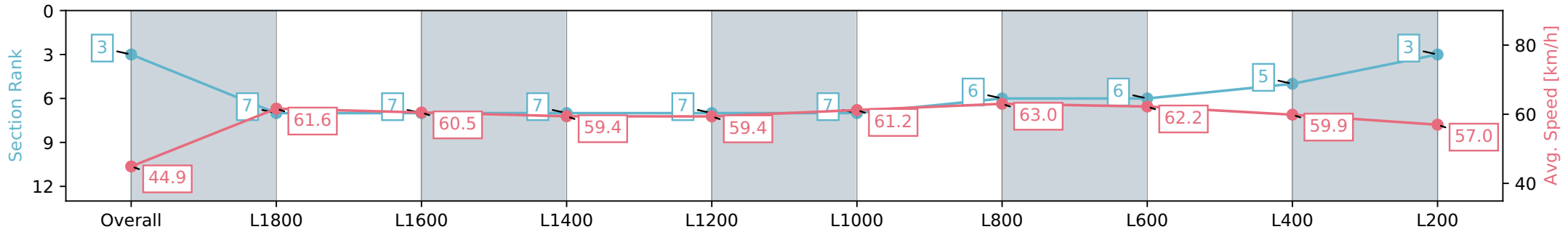
Horse/Jockey Name	CHARM SLINGA
Finish Rank	3
Fastest Section Time (Section)	0:11.50 (L800)
Top Speed [km/h] (Section)	63.5 (L800)
Race State	Finished



Morphettville Parks SA - Professional
 Race 8: Winning Edge Presentations Handicap - 1950m
 03 February 2024 - 5:31PM
 Track Rating: Good 3, Weather: Fine, Rail Position: True



Section	Overall	L1800	L1600	L1400	L1200	L1000	L800	L600	L400	L200
Section Times	2:00.11 [3] (0:12.13)	1:47.98 [7] (0:11.83)	1:36.15 [7] (0:11.94)	1:24.21 [7] (0:12.14)	1:12.07 [7] (0:12.28)	0:59.78 [7] (0:11.81)	0:47.97 [6] (0:11.50)	0:36.47 [6] (0:11.76)	0:24.71 [5] (0:12.13)	0:12.58 [3] (0:12.57)
Average Speed [km/h]	44.9	61.6	60.5	59.4	59.4	61.2	63.0	62.2	59.9	57.0
Top Speed [km/h]	62.6	62.7	61.5	61.2	60.3	62.7	63.5	63.5	60.6	58.9
Avg. Dist. to Rail [m]	8.0	2.6	1.5	2.2	2.4	3.6	3.5	2.9	5.2	6.4
Avg. Stride Freq. [Hz]	2.2	2.4	2.3	2.3	2.3	2.3	2.3	2.3	2.3	2.3
Avg. Stride Length [m]	5.5	7.1	7.2	7.2	7.2	7.5	7.6	7.5	7.2	7.0



[] Ranking at each section and finish
 -:-:- No data available at this section
 NA No data available

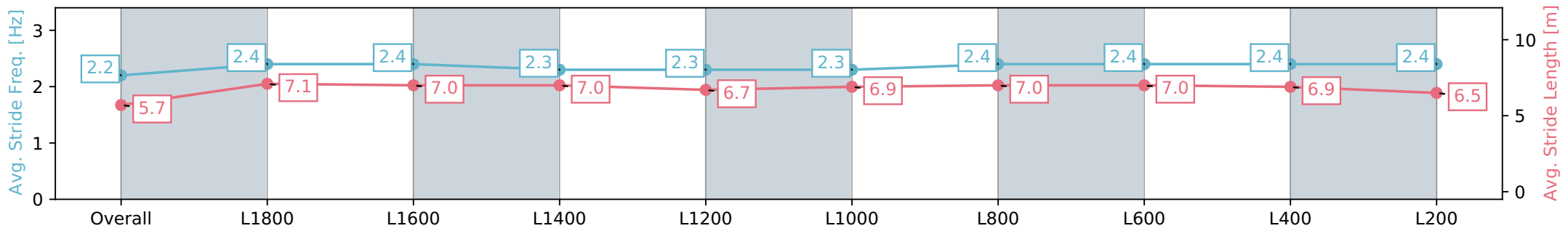
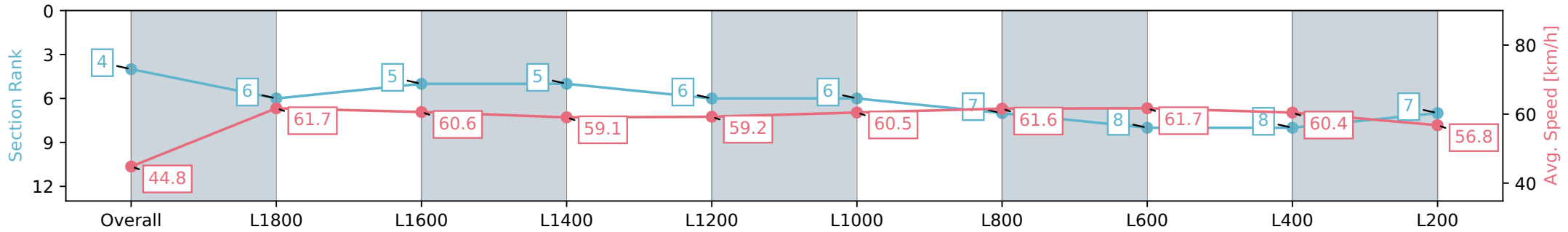
Horse/Jockey Name	SPRAY GUN
Finish Rank	4
Fastest Section Time (Section)	0:11.74 (L800)
Top Speed [km/h] (Section)	63.4 (L1800)
Race State	Finished



Morphettville Parks SA - Professional
 Race 8: Winning Edge Presentations Handicap - 1950m
 03 February 2024 - 5:31PM
 Track Rating: Good 3, Weather: Fine, Rail Position: True



Section	Overall	L1800	L1600	L1400	L1200	L1000	L800	L600	L400	L200
Section Times	2:00.46 [4] (0:12.12)	1:48.34 [6] (0:11.79)	1:36.55 [5] (0:11.90)	1:24.65 [5] (0:12.21)	1:12.44 [6] (0:12.25)	1:00.19 [6] (0:11.93)	0:48.26 [7] (0:11.74)	0:36.52 [8] (0:11.83)	0:24.69 [8] (0:12.06)	0:12.63 [7] (0:12.63)
Average Speed [km/h]	44.8	61.7	60.6	59.1	59.2	60.5	61.6	61.7	60.4	56.8
Top Speed [km/h]	62.6	63.4	61.6	60.0	59.4	62.2	62.2	62.2	62.1	59.3
Avg. Dist. to Rail [m]	6.1	1.8	1.0	1.2	1.5	2.7	2.2	2.4	7.2	7.1
Avg. Stride Freq. [Hz]	2.2	2.4	2.4	2.3	2.3	2.3	2.4	2.4	2.4	2.4
Avg. Stride Length [m]	5.7	7.1	7.0	7.0	6.7	6.9	7.0	7.0	6.9	6.5



[] Ranking at each section and finish
 -:-:- No data available at this section
 NA No data available

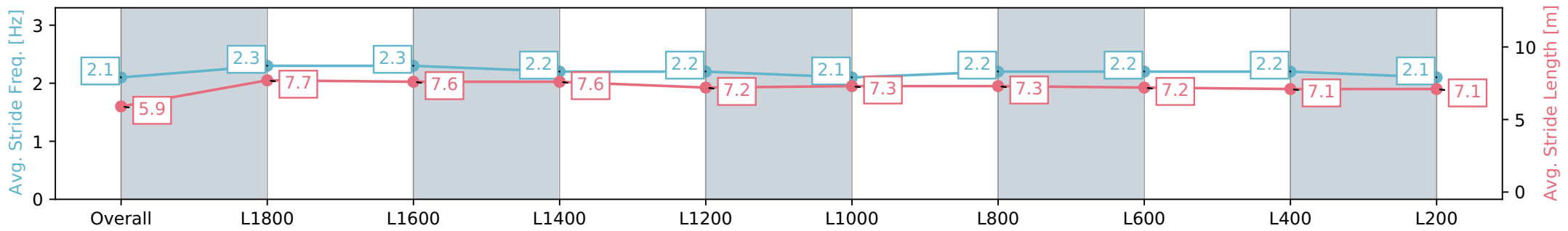
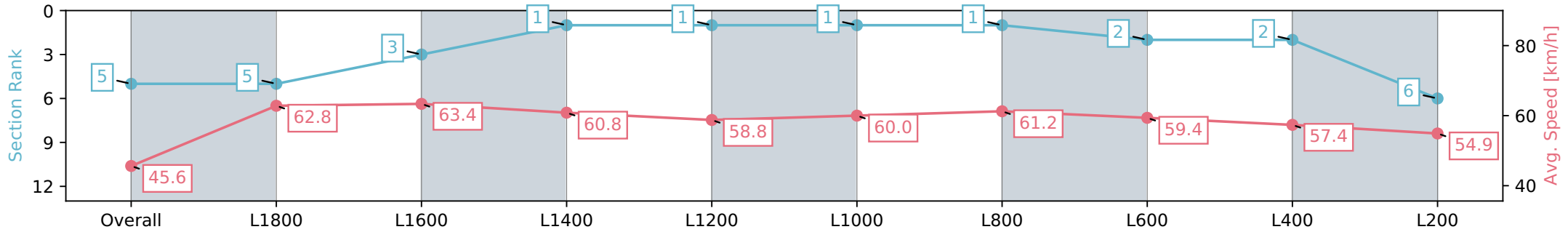
Horse/Jockey Name	PLAISIR
Finish Rank	5
Fastest Section Time (Section)	0:11.43 (L1600)
Top Speed [km/h] (Section)	63.8 (L1600)
Race State	Finished



Morphettville Parks SA - Professional
 Race 8: Winning Edge Presentations Handicap - 1950m
 03 February 2024 - 5:31PM
 Track Rating: Good 3, Weather: Fine, Rail Position: True



Section	Overall	L1800	L1600	L1400	L1200	L1000	L800	L600	L400	L200
Section Times	2:00.78 [5] (0:11.91)	1:48.87 [5] (0:11.61)	1:37.26 [3] (0:11.43)	1:25.83 [1] (0:11.86)	1:13.97 [1] (0:12.37)	1:01.60 [1] (0:12.02)	0:49.58 [1] (0:11.77)	0:37.81 [2] (0:12.18)	0:25.63 [2] (0:12.60)	0:13.03 [6] (0:13.03)
Average Speed [km/h]	45.6	62.8	63.4	60.8	58.8	60.0	61.2	59.4	57.4	54.9
Top Speed [km/h]	61.0	63.5	63.8	62.5	60.3	61.0	61.7	60.7	58.2	56.5
Avg. Dist. to Rail [m]	5.6	2.4	3.0	2.6	1.7	1.7	1.1	1.0	1.3	1.8
Avg. Stride Freq. [Hz]	2.1	2.3	2.3	2.2	2.2	2.1	2.2	2.2	2.2	2.1
Avg. Stride Length [m]	5.9	7.7	7.6	7.6	7.2	7.3	7.3	7.2	7.1	7.1



[] Ranking at each section and finish
 -:-:- No data available at this section
 NA No data available

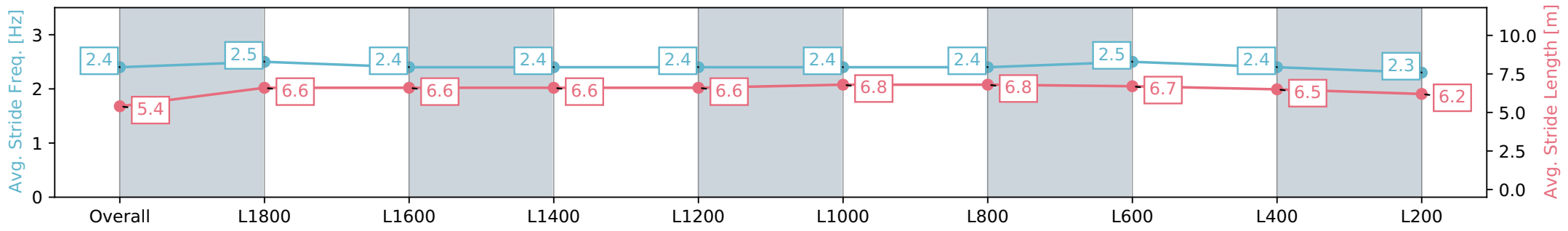
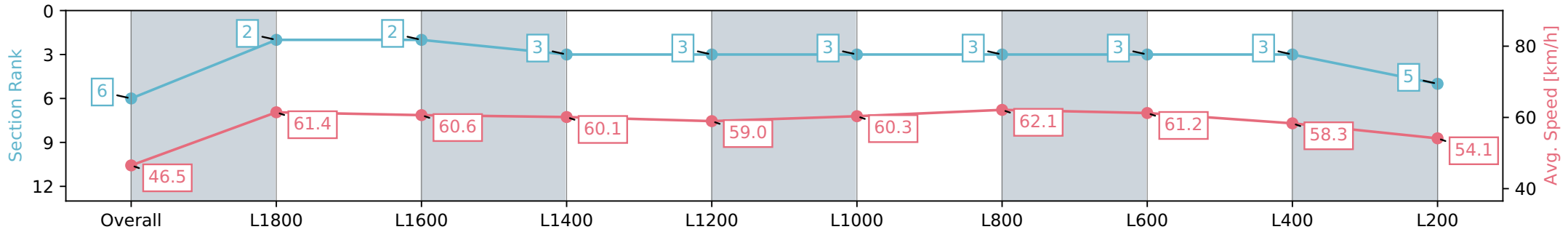
Horse/Jockey Name	TAMETOMO
Finish Rank	6
Fastest Section Time (Section)	0:11.66 (L800)
Top Speed [km/h] (Section)	62.5 (L600)
Race State	Finished



Morphettville Parks SA - Professional
 Race 8: Winning Edge Presentations Handicap - 1950m
 03 February 2024 - 5:31PM
 Track Rating: Good 3, Weather: Fine, Rail Position: True



Section	Overall	L1800	L1600	L1400	L1200	L1000	L800	L600	L400	L200
Section Times	2:00.99 [6] (0:11.67)	1:49.32 [2] (0:11.82)	1:37.50 [2] (0:11.91)	1:25.59 [3] (0:11.99)	1:13.60 [3] (0:12.35)	1:01.25 [3] (0:11.96)	0:49.29 [3] (0:11.66)	0:37.63 [3] (0:11.93)	0:25.70 [3] (0:12.44)	0:13.26 [5] (0:13.26)
Average Speed [km/h]	46.5	61.4	60.6	60.1	59.0	60.3	62.1	61.2	58.3	54.1
Top Speed [km/h]	61.0	62.5	61.7	61.4	59.5	61.6	62.5	62.5	59.4	56.5
Avg. Dist. to Rail [m]	4.4	1.8	1.6	1.7	1.8	2.6	2.4	2.9	4.3	5.6
Avg. Stride Freq. [Hz]	2.4	2.5	2.4	2.4	2.4	2.4	2.4	2.5	2.4	2.3
Avg. Stride Length [m]	5.4	6.6	6.6	6.6	6.6	6.8	6.8	6.7	6.5	6.2



[] Ranking at each section and finish
 -:-:- No data available at this section
 NA No data available

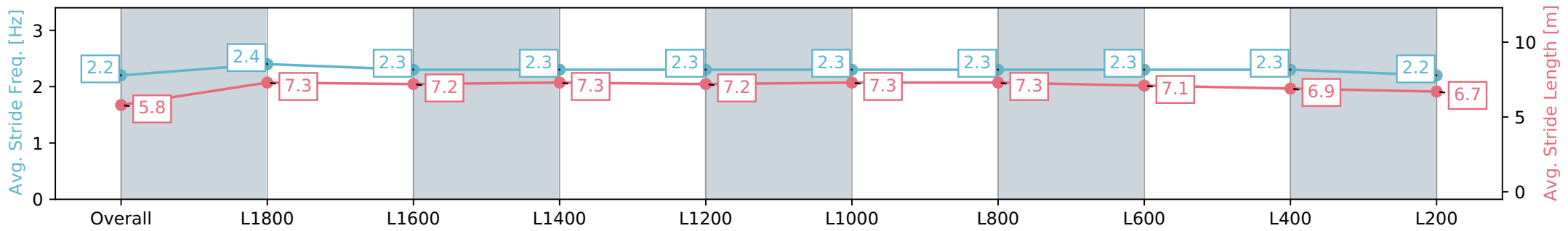
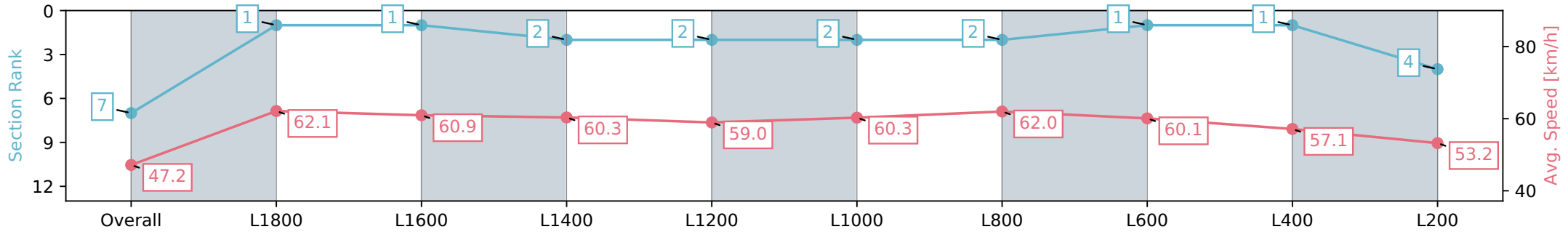
Horse/Jockey Name	MONSEAGLE
Finish Rank	7
Fastest Section Time (Section)	0:11.60 (Overall)
Top Speed [km/h] (Section)	64.3 (L1800)
Race State	Finished



Morphettville Parks SA - Professional
 Race 8: Winning Edge Presentations Handicap - 1950m
 03 February 2024 - 5:31PM
 Track Rating: Good 3, Weather: Fine, Rail Position: True



Section	Overall	L1800	L1600	L1400	L1200	L1000	L800	L600	L400	L200
Section Times	2:01.21 [7] (0:11.60)	1:49.61 [1] (0:11.69)	1:37.92 [1] (0:11.80)	1:26.12 [2] (0:11.92)	1:14.20 [2] (0:12.32)	1:01.88 [2] (0:11.97)	0:49.91 [2] (0:11.65)	0:38.26 [1] (0:12.11)	0:26.15 [1] (0:12.67)	0:13.48 [4] (0:13.48)
Average Speed [km/h]	47.2	62.1	60.9	60.3	59.0	60.3	62.0	60.1	57.1	53.2
Top Speed [km/h]	63.3	64.3	63.0	61.1	59.6	61.9	62.2	61.6	58.1	55.9
Avg. Dist. to Rail [m]	10.8	2.1	0.3	0.4	1.3	2.6	2.2	1.9	3.1	4.7
Avg. Stride Freq. [Hz]	2.2	2.4	2.3	2.3	2.3	2.3	2.3	2.3	2.3	2.2
Avg. Stride Length [m]	5.8	7.3	7.2	7.3	7.2	7.3	7.3	7.1	6.9	6.7



[] Ranking at each section and finish
 -:-:- No data available at this section
 NA No data available

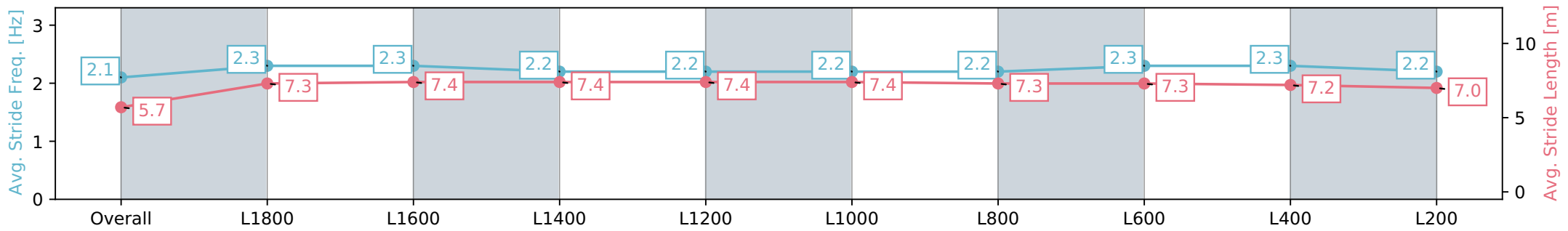
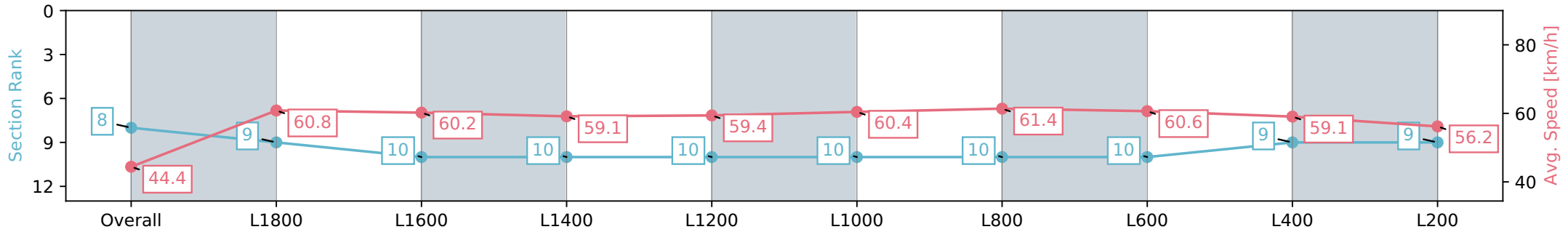
Horse/Jockey Name	COWLEY'S CREEK
Finish Rank	8
Fastest Section Time (Section)	0:11.81 (L800)
Top Speed [km/h] (Section)	61.9 (L600)
Race State	Finished



Morphettville Parks SA - Professional
 Race 8: Winning Edge Presentations Handicap - 1950m
 03 February 2024 - 5:31PM
 Track Rating: Good 3, Weather: Fine, Rail Position: True



Section	Overall	L1800	L1600	L1400	L1200	L1000	L800	L600	L400	L200
Section Times	2:01.25 [8] (0:12.23)	1:49.02 [9] (0:11.90)	1:37.12 [10] (0:12.00)	1:25.12 [10] (0:12.16)	1:12.96 [10] (0:12.18)	1:00.78 [10] (0:11.95)	0:48.83 [10] (0:11.81)	0:37.02 [10] (0:12.04)	0:24.98 [9] (0:12.23)	0:12.75 [9] (0:12.75)
Average Speed [km/h]	44.4	60.8	60.2	59.1	59.4	60.4	61.4	60.6	59.1	56.2
Top Speed [km/h]	61.2	61.5	60.9	60.9	60.2	61.9	61.9	61.9	59.9	57.9
Avg. Dist. to Rail [m]	6.6	1.4	0.4	0.9	0.9	3.1	2.6	2.4	2.7	5.4
Avg. Stride Freq. [Hz]	2.1	2.3	2.3	2.2	2.2	2.2	2.2	2.3	2.3	2.2
Avg. Stride Length [m]	5.7	7.3	7.4	7.4	7.4	7.4	7.3	7.3	7.2	7.0



Report Created: Sat 03 February 2024 18:14:39 GMT+11 (Note: Timing is based on positional data)

- [] Ranking at each section and finish
- :-:- No data available at this section
- NA No data available



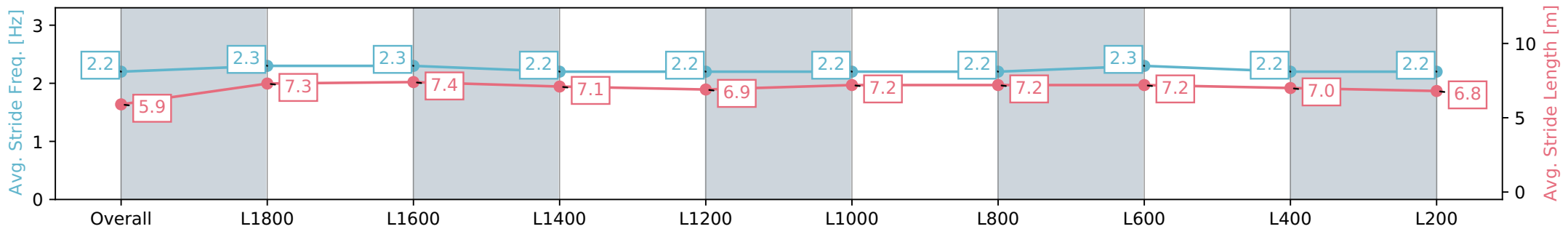
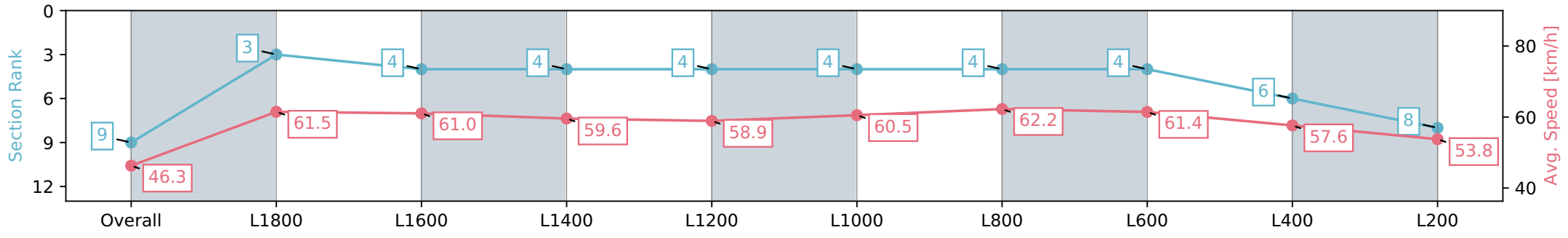
Horse/Jockey Name	CHARLESFORT
Finish Rank	9
Fastest Section Time (Section)	0:11.64 (L800)
Top Speed [km/h] (Section)	62.9 (L800)
Race State	Finished



Morphettville Parks SA - Professional
 Race 8: Winning Edge Presentations Handicap - 1950m
 03 February 2024 - 5:31PM
 Track Rating: Good 3, Weather: Fine, Rail Position: True



Section	Overall	L1800	L1600	L1400	L1200	L1000	L800	L600	L400	L200
Section Times	2:01.34 [9] (0:11.80)	1:49.54 [3] (0:11.93)	1:37.61 [4] (0:11.86)	1:25.75 [4] (0:12.08)	1:13.67 [4] (0:12.38)	1:01.29 [4] (0:11.92)	0:49.37 [4] (0:11.64)	0:37.73 [4] (0:11.86)	0:25.87 [6] (0:12.54)	0:13.33 [8] (0:13.33)
Average Speed [km/h]	46.3	61.5	61.0	59.6	58.9	60.5	62.2	61.4	57.6	53.8
Top Speed [km/h]	60.7	62.8	61.7	61.0	59.3	61.7	62.9	62.4	59.9	55.6
Avg. Dist. to Rail [m]	8.9	3.5	2.0	2.0	2.0	2.8	2.4	2.1	3.0	4.9
Avg. Stride Freq. [Hz]	2.2	2.3	2.3	2.2	2.2	2.2	2.2	2.2	2.3	2.2
Avg. Stride Length [m]	5.9	7.3	7.4	7.1	6.9	7.2	7.2	7.2	7.0	6.8



Report Created: Sat 03 February 2024 18:14:43 GMT+11 (Note: Timing is based on positional data)

- [] Ranking at each section and finish
- :-:- No data available at this section
- NA No data available

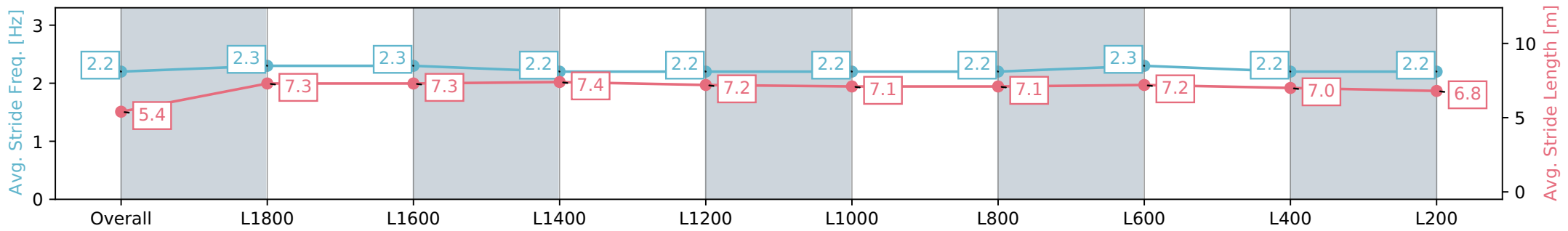
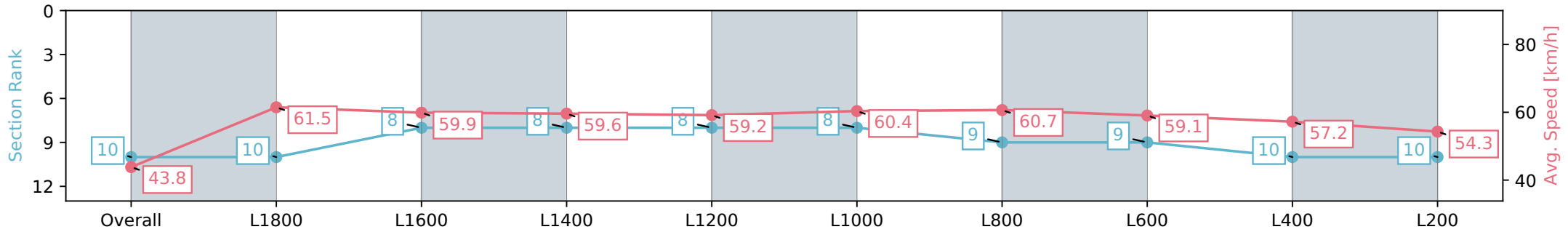
Horse/Jockey Name	VELARO
Finish Rank	10
Fastest Section Time (Section)	0:11.69 (L1800)
Top Speed [km/h] (Section)	62.7 (L1800)
Race State	Finished



Morphettville Parks SA - Professional
 Race 8: Winning Edge Presentations Handicap - 1950m
 03 February 2024 - 5:31PM
 Track Rating: Good 3, Weather: Fine, Rail Position: True



Section	Overall	L1800	L1600	L1400	L1200	L1000	L800	L600	L400	L200
Section Times	2:02.25 [10] (0:12.35)	1:49.90 [10] (0:11.69)	1:38.21 [8] (0:12.01)	1:26.20 [8] (0:12.08)	1:14.12 [8] (0:12.21)	1:01.91 [8] (0:11.95)	0:49.96 [9] (0:11.87)	0:38.09 [9] (0:12.28)	0:25.80 [10] (0:12.59)	0:13.21 [10] (0:13.21)
Average Speed [km/h]	43.8	61.5	59.9	59.6	59.2	60.4	60.7	59.1	57.2	54.3
Top Speed [km/h]	60.6	62.7	60.9	61.0	60.2	61.6	61.8	59.7	57.8	56.4
Avg. Dist. to Rail [m]	3.4	0.3	0.3	0.1	0.6	1.8	1.2	1.1	1.6	3.1
Avg. Stride Freq. [Hz]	2.2	2.3	2.3	2.2	2.2	2.2	2.2	2.3	2.2	2.2
Avg. Stride Length [m]	5.4	7.3	7.3	7.4	7.2	7.1	7.1	7.2	7.0	6.8



Report Created: Sat 03 February 2024 18:14:47 GMT+11 (Note: Timing is based on positional data)

- [] Ranking at each section and finish
- :-:- No data available at this section
- NA No data available

