



RACING SA

Morphettville Parks SA
Race 3: Farewell Dicky Angove Handicap - 1550m
03 February 2024 - 2:12PM



Track Rating: Good 4, Weather: Fine, Rail Position: True

Table with columns: Section, Field Times, Position, #, Horse/Jockey, Barrier, Top Speed [km/h], Fastest Section, First 400m, Overall, L1400, L1200, L1000, L800, L600, From Winner [m]. Rows include horses like FRANCE'S BOY, PEARL ADIOS, BILLIE BRONX, PEACEMAKER, MUG'S GAME, I'M KENNY, and HAVADUEL.

Scratched: Just Like Lisa (#3)

- [] Position in running at each section and finish
Saddle cloth number
-:-:- No data available at this section
NA No data available



RACING SA

Morphettville Parks SA
Race 3: Farewell Dicky Angove Handicap - 1550m
03 February 2024 - 2:12PM



Track Rating: Good 4, Weather: Fine, Rail Position: True

Table with columns: Section, Field Times, Position, #, Horse/Jockey, Barrier, Top Speed [km/h], Fastest Section, First 400m, L400, L200, Margin, From Winner [m]. Rows include horses like FRANCE'S BOY, PEARL ADIOS, BILLIE BRONX, PEACEMAKER, MUG'S GAME, I'M KENNY, and HAVADUEL.

Scratched: Just Like Lisa (#3)

- [] Position in running at each section and finish
Saddle cloth number
-:-:- No data available at this section
NA No data available

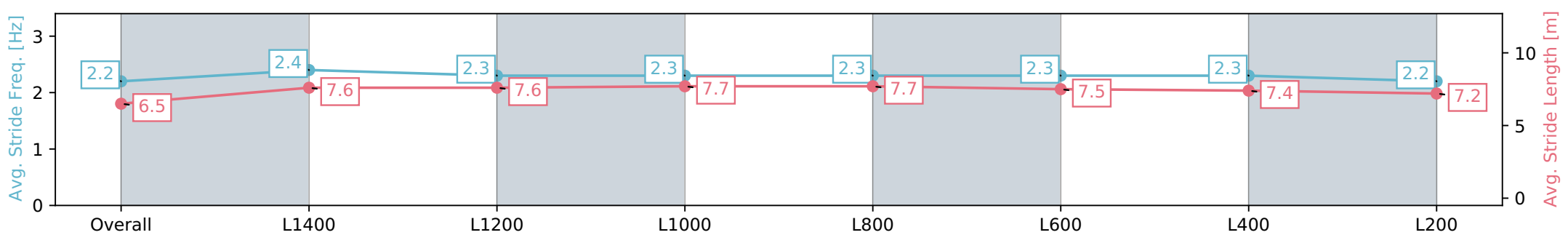
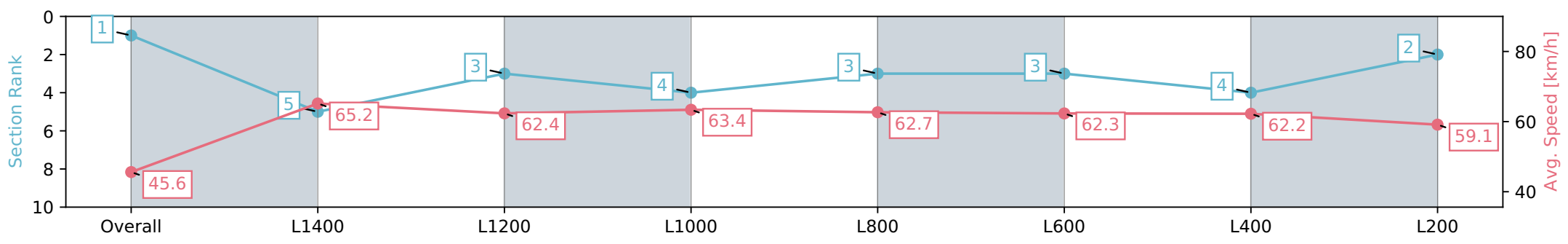
Horse/Jockey Name	FRANCE'S BOY
Finish Rank	1
Fastest Section Time (Section)	0:11.09 (L1400)
Top Speed [km/h] (Section)	67.4 (L1400)
Race State	Finished



Morphettville Parks SA - Professional
 Race 3: Farewell Dicky Angove Handicap - 1550m
 03 February 2024 - 2:12PM
 Track Rating: Good 4, Weather: Fine, Rail Position: True



Section	Overall	L1400	L1200	L1000	L800	L600	L400	L200
Section Times	1:32.99 [1] (0:11.84)	1:21.15 [5] (0:11.09)	1:10.06 [3] (0:11.75)	0:58.31 [4] (0:11.40)	0:46.91 [3] (0:11.55)	0:35.36 [3] (0:11.64)	0:23.72 [4] (0:11.57)	0:12.14 [2] (0:12.14)
Average Speed [km/h]	45.6	65.2	62.4	63.4	62.7	62.3	62.2	59.1
Top Speed [km/h]	65.1	67.4	64.3	64.3	63.5	63.2	63.2	62.7
Avg. Dist. to Rail [m]	3.3	2.0	3.2	3.8	2.7	1.3	2.0	3.3
Avg. Stride Freq. [Hz]	2.2	2.4	2.3	2.3	2.3	2.3	2.3	2.2
Avg. Stride Length [m]	6.5	7.6	7.6	7.7	7.7	7.5	7.4	7.2



Report Created: Sat 03 February 2024 14:56:56 GMT+11 (Note: Timing is based on positional data)

- [] Ranking at each section and finish
- :-:- No data available at this section
- NA No data available



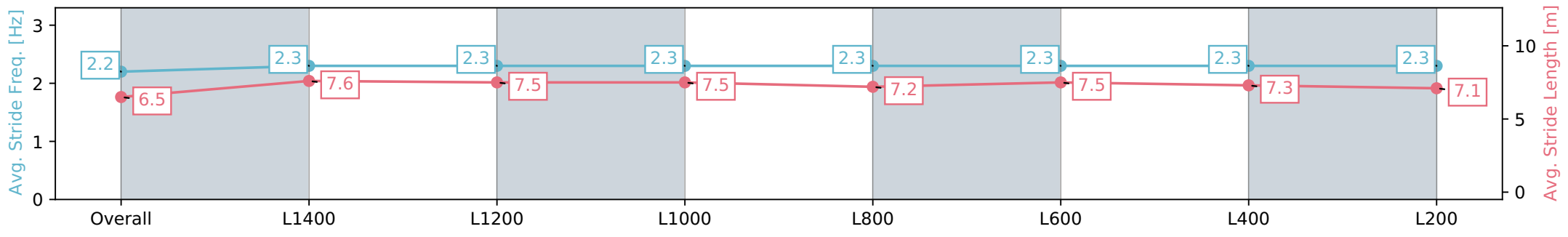
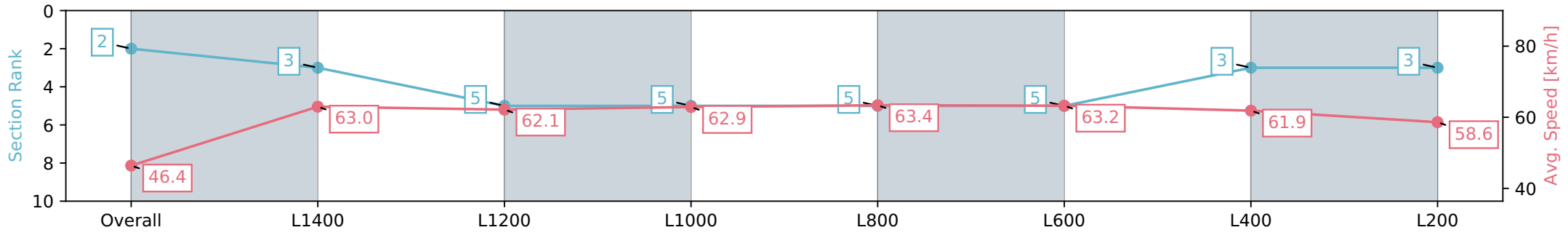
Horse/Jockey Name	PEARL ADIOS
Finish Rank	2
Fastest Section Time (Section)	0:11.44 (L1400)
Top Speed [km/h] (Section)	64.6 (L1400)
Race State	Finished



Morphettville Parks SA - Professional
 Race 3: Farewell Dicky Angove Handicap - 1550m
 03 February 2024 - 2:12PM
 Track Rating: Good 4, Weather: Fine, Rail Position: True



Section	Overall	L1400	L1200	L1000	L800	L600	L400	L200
Section Times	1:33.22 [2] (0:11.63)	1:21.59 [3] (0:11.44)	1:10.15 [5] (0:11.73)	0:58.42 [5] (0:11.48)	0:46.94 [5] (0:11.44)	0:35.50 [5] (0:11.55)	0:23.95 [3] (0:11.71)	0:12.24 [3] (0:12.24)
Average Speed [km/h]	46.4	63.0	62.1	62.9	63.4	63.2	61.9	58.6
Top Speed [km/h]	62.7	64.6	63.0	64.2	64.3	64.1	63.1	60.8
Avg. Dist. to Rail [m]	3.2	1.4	2.1	3.4	2.4	2.5	4.7	5.7
Avg. Stride Freq. [Hz]	2.2	2.3	2.3	2.3	2.3	2.3	2.3	2.3
Avg. Stride Length [m]	6.5	7.6	7.5	7.5	7.2	7.5	7.3	7.1



Report Created: Sat 03 February 2024 14:57:00 GMT+11 (Note: Timing is based on positional data)

- [] Ranking at each section and finish
- :-:- No data available at this section
- NA No data available



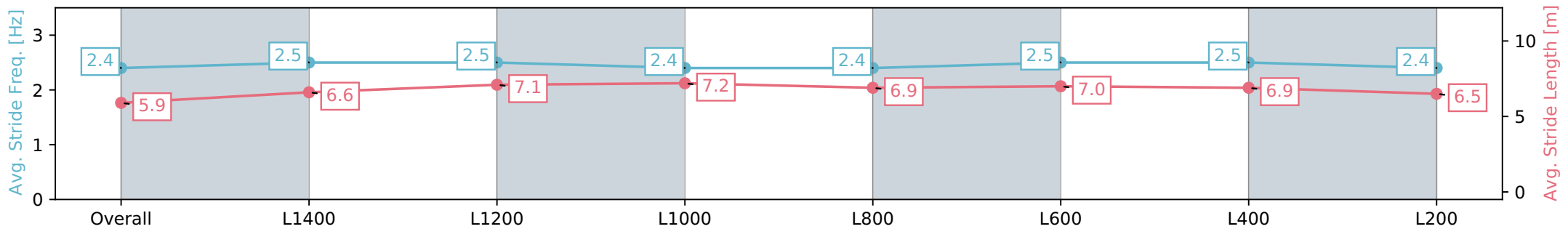
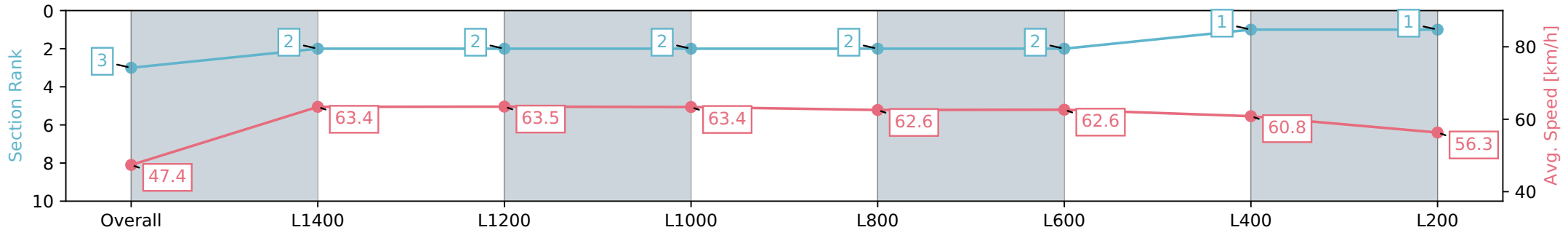
Horse/Jockey Name	BILLIE BRONX
Finish Rank	3
Fastest Section Time (Section)	0:11.36 (L1400)
Top Speed [km/h] (Section)	65.9 (L800)
Race State	Finished



Morphettville Parks SA - Professional
 Race 3: Farewell Dicky Angove Handicap - 1550m
 03 February 2024 - 2:12PM
 Track Rating: Good 4, Weather: Fine, Rail Position: True



Section	Overall	L1400	L1200	L1000	L800	L600	L400	L200
Section Times	1:33.43 [3] (0:11.41)	1:22.02 [2] (0:11.36)	1:10.66 [2] (0:11.49)	0:59.17 [2] (0:11.44)	0:47.73 [2] (0:11.53)	0:36.20 [2] (0:11.61)	0:24.59 [1] (0:11.87)	0:12.72 [1] (0:12.72)
Average Speed [km/h]	47.4	63.4	63.5	63.4	62.6	62.6	60.8	56.3
Top Speed [km/h]	63.6	63.8	64.1	65.9	65.9	63.2	62.8	59.3
Avg. Dist. to Rail [m]	3.9	2.4	2.2	3.7	2.4	1.8	1.7	2.3
Avg. Stride Freq. [Hz]	2.4	2.5	2.5	2.4	2.4	2.5	2.5	2.4
Avg. Stride Length [m]	5.9	6.6	7.1	7.2	6.9	7.0	6.9	6.5



Report Created: Sat 03 February 2024 14:57:04 GMT+11 (Note: Timing is based on positional data)

- [] Ranking at each section and finish
- :-:- No data available at this section
- NA No data available



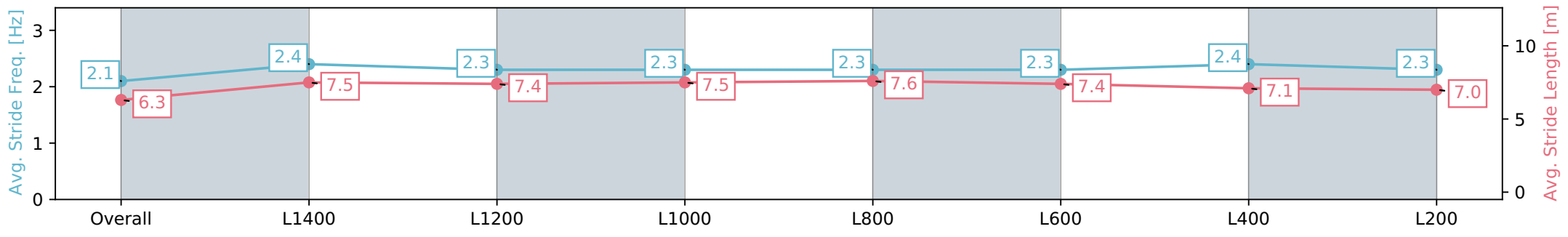
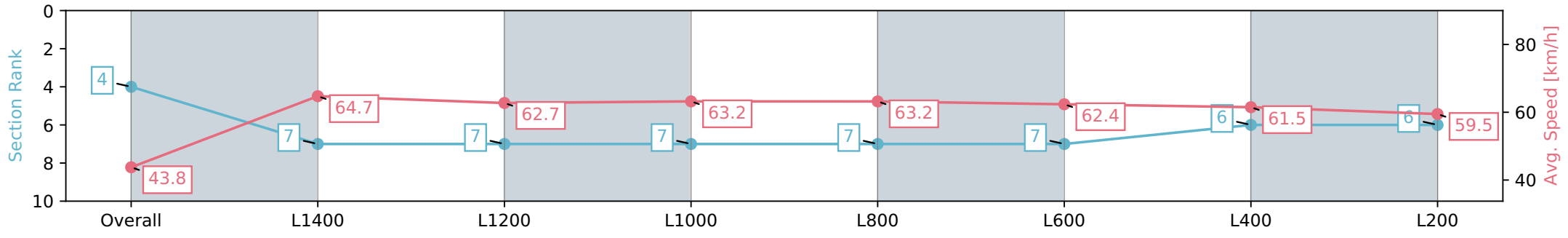
Horse/Jockey Name	PEACEMAKER
Finish Rank	4
Fastest Section Time (Section)	0:11.16 (L1400)
Top Speed [km/h] (Section)	66.1 (L1400)
Race State	Finished



Morphettville Parks SA - Professional
 Race 3: Farewell Dicky Angove Handicap - 1550m
 03 February 2024 - 2:12PM
 Track Rating: Good 4, Weather: Fine, Rail Position: True



Section	Overall	L1400	L1200	L1000	L800	L600	L400	L200
Section Times	1:33.46 [4] (0:12.35)	1:21.11 [7] (0:11.16)	1:09.95 [7] (0:11.64)	0:58.31 [7] (0:11.41)	0:46.90 [7] (0:11.44)	0:35.46 [7] (0:11.65)	0:23.81 [6] (0:11.75)	0:12.06 [6] (0:12.06)
Average Speed [km/h]	43.8	64.7	62.7	63.2	63.2	62.4	61.5	59.5
Top Speed [km/h]	62.6	66.1	63.8	63.9	64.5	63.2	63.0	61.0
Avg. Dist. to Rail [m]	4.4	2.6	2.5	2.8	2.0	1.7	3.0	5.7
Avg. Stride Freq. [Hz]	2.1	2.4	2.3	2.3	2.3	2.3	2.4	2.3
Avg. Stride Length [m]	6.3	7.5	7.4	7.5	7.6	7.4	7.1	7.0



Report Created: Sat 03 February 2024 14:57:09 GMT+11 (Note: Timing is based on positional data)

- [] Ranking at each section and finish
- :-:- No data available at this section
- NA No data available



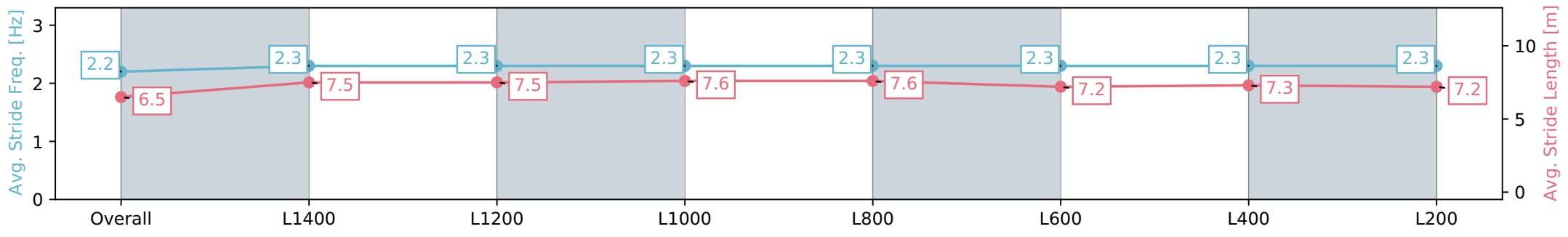
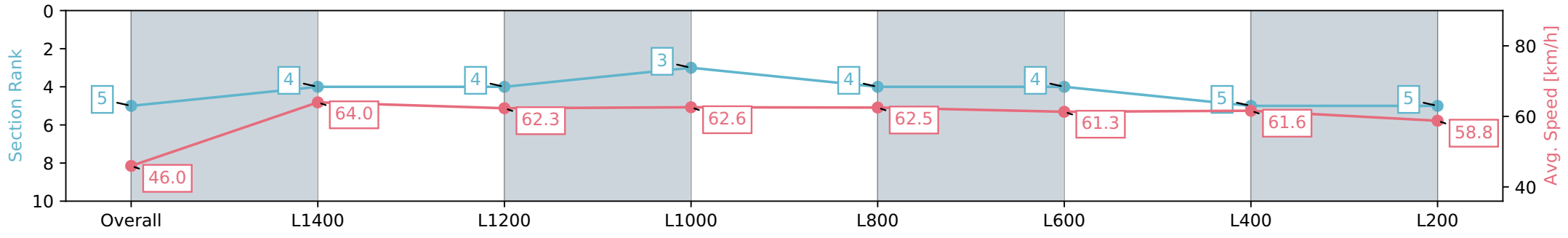
Horse/Jockey Name	MUG'S GAME
Finish Rank	5
Fastest Section Time (Section)	0:11.27 (L1400)
Top Speed [km/h] (Section)	65.1 (L1400)
Race State	Finished



Morphettville Parks SA - Professional
 Race 3: Farewell Dicky Angove Handicap - 1550m
 03 February 2024 - 2:12PM
 Track Rating: Good 4, Weather: Fine, Rail Position: True



Section	Overall	L1400	L1200	L1000	L800	L600	L400	L200
Section Times	1:33.57 [5] (0:11.74)	1:21.83 [4] (0:11.27)	1:10.56 [4] (0:11.63)	0:58.93 [3] (0:11.51)	0:47.42 [4] (0:11.56)	0:35.86 [4] (0:11.89)	0:23.97 [5] (0:11.77)	0:12.20 [5] (0:12.20)
Average Speed [km/h]	46.0	64.0	62.3	62.6	62.5	61.3	61.6	58.8
Top Speed [km/h]	64.4	65.1	62.7	63.4	63.6	64.0	63.7	61.3
Avg. Dist. to Rail [m]	1.2	0.8	1.2	2.1	1.5	2.1	3.2	3.7
Avg. Stride Freq. [Hz]	2.2	2.3	2.3	2.3	2.3	2.3	2.3	2.3
Avg. Stride Length [m]	6.5	7.5	7.5	7.6	7.6	7.2	7.3	7.2



Report Created: Sat 03 February 2024 14:57:13 GMT+11 (Note: Timing is based on positional data)

- [] Ranking at each section and finish
- :-:- No data available at this section
- NA No data available



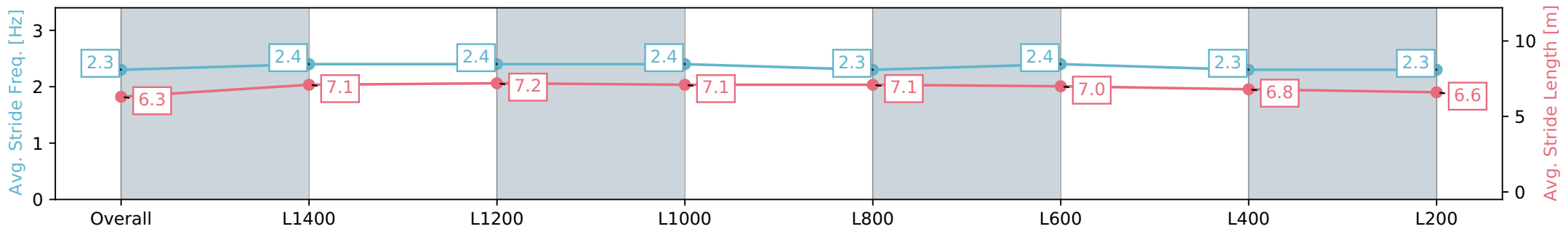
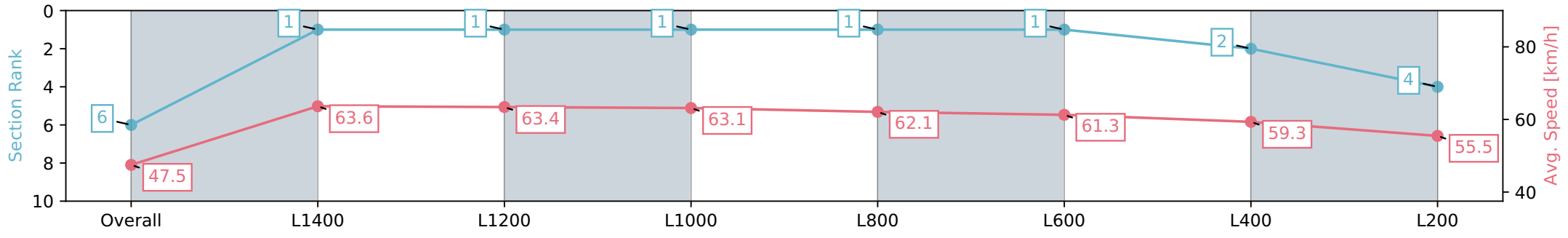
Horse/Jockey Name	I'M KENNY
Finish Rank	6
Fastest Section Time (Section)	0:11.32 (L1400)
Top Speed [km/h] (Section)	64.3 (Overall)
Race State	Finished



Morphettville Parks SA - Professional
 Race 3: Farewell Dicky Angove Handicap - 1550m
 03 February 2024 - 2:12PM
 Track Rating: Good 4, Weather: Fine, Rail Position: True



Section	Overall	L1400	L1200	L1000	L800	L600	L400	L200
Section Times	1:34.07 [6] (0:11.37)	1:22.70 [1] (0:11.32)	1:11.38 [1] (0:11.42)	0:59.96 [1] (0:11.43)	0:48.53 [1] (0:11.62)	0:36.91 [1] (0:11.83)	0:25.08 [2] (0:12.16)	0:12.92 [4] (0:12.92)
Average Speed [km/h]	47.5	63.6	63.4	63.1	62.1	61.3	59.3	55.5
Top Speed [km/h]	64.3	64.3	63.6	63.3	62.8	62.1	60.2	57.5
Avg. Dist. to Rail [m]	2.8	1.6	1.2	1.9	1.4	1.2	1.3	2.1
Avg. Stride Freq. [Hz]	2.3	2.4	2.4	2.4	2.3	2.4	2.3	2.3
Avg. Stride Length [m]	6.3	7.1	7.2	7.1	7.1	7.0	6.8	6.6



Report Created: Sat 03 February 2024 14:57:17 GMT+11 (Note: Timing is based on positional data)

- [] Ranking at each section and finish
- :-:- No data available at this section
- NA No data available



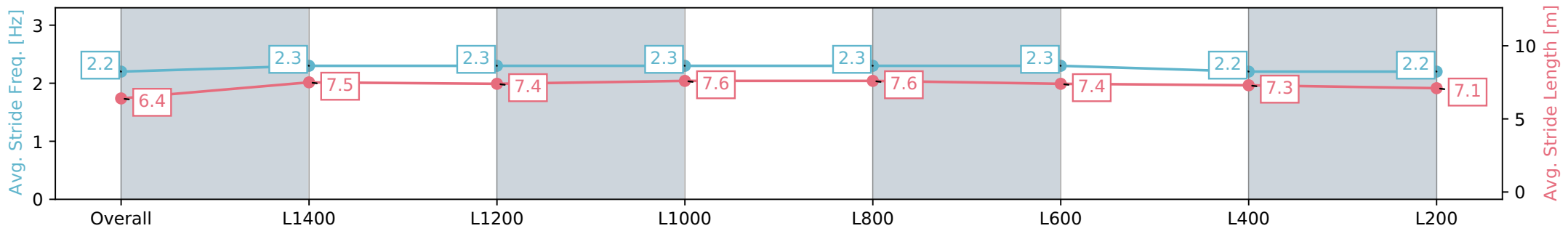
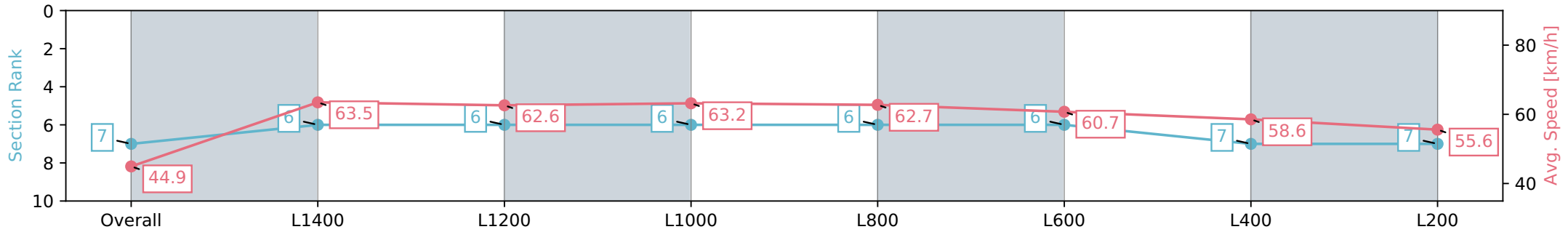
Horse/Jockey Name	HAVADUEL
Finish Rank	7
Fastest Section Time (Section)	0:11.37 (L1400)
Top Speed [km/h] (Section)	64.6 (L1400)
Race State	Finished



Morphettville Parks SA - Professional
 Race 3: Farewell Dicky Angove Handicap - 1550m
 03 February 2024 - 2:12PM
 Track Rating: Good 4, Weather: Fine, Rail Position: True



Section	Overall	L1400	L1200	L1000	L800	L600	L400	L200
Section Times	1:35.00 [7] (0:12.03)	1:22.97 [6] (0:11.37)	1:11.60 [6] (0:11.60)	1:00.00 [6] (0:11.41)	0:48.59 [6] (0:11.50)	0:37.09 [6] (0:11.89)	0:25.20 [7] (0:12.28)	0:12.92 [7] (0:12.92)
Average Speed [km/h]	44.9	63.5	62.6	63.2	62.7	60.7	58.6	55.6
Top Speed [km/h]	62.0	64.6	63.7	63.9	63.9	61.5	60.0	58.0
Avg. Dist. to Rail [m]	5.5	2.3	1.5	1.7	1.1	0.6	0.7	1.8
Avg. Stride Freq. [Hz]	2.2	2.3	2.3	2.3	2.3	2.3	2.2	2.2
Avg. Stride Length [m]	6.4	7.5	7.4	7.6	7.6	7.4	7.3	7.1



Report Created: Sat 03 February 2024 14:57:21 GMT+11 (Note: Timing is based on positional data)

- [] Ranking at each section and finish
- :-:- No data available at this section
- NA No data available

