



RACING SA

Morphettville SA
Race 10: Thomas Farms Handicap - 1600m
27 January 2024 - 5:32PM



Track Rating: Good 4, Weather: Fine, Rail Position: True

Table with columns: Section, Field Times, Position, #, Horse/Jockey, Barrier, Top Speed [km/h], Fastest Section, First 400m, Overall, L1400, L1200, L1000, L800, L600, From Winner [m]. Contains 10 rows of race data.

Scratched: Whistler Girl (#11)

- [] Position in running at each section and finish
Saddle cloth number
-:-:- No data available at this section
NA No data available



RACING SA

Morphettville SA
Race 10: Thomas Farms Handicap - 1600m
27 January 2024 - 5:32PM



Track Rating: Good 4, Weather: Fine, Rail Position: True

Section	Overall	L1400	L1200	L1000	L800	L600
Field Times	1:38.38	1:24.21	1:12.60	1:00.71	0:49.03	0:37.28
	(0:14.17)	(0:11.61)	(0:11.89)	(0:11.68)	(0:11.75)	(0:11.86)

Position	#	Horse/Jockey	Barrier	Top Speed [km/h]	Fastest Section	First 400m	Overall	L1400	L1200	L1000	L800	L600	From Winner [m]
11	5	RABTAT	7	65.2	0:11.72	0:26.41	1:40.83	1:26.14 [7]	1:14.42 [7]	1:02.36 [7]	0:50.49 [7]	0:38.56 [10]	-2
		Jessica Eaton		1600-1400	1400-1200		(0:14.69)	(0:11.72)	(0:12.06)	(0:11.87)	(0:11.93)	(0:11.90)	

Scratched: Whistler Girl (#11)

- [] Position in running at each section and finish
- # Saddle cloth number
- :-:- No data available at this section
- Background shading for fastest section
- NA No data available



RACING SA

Morphettville SA
Race 10: Thomas Farms Handicap - 1600m
27 January 2024 - 5:32PM



Track Rating: Good 4, Weather: Fine, Rail Position: True

Table with columns: Section, Field Times, Position, #, Horse/Jockey, Barrier, Top Speed [km/h], Fastest Section, First 400m, L400, L200, Margin, From Winner [m]. Contains 10 rows of race data.

Scratched: Whistler Girl (#11)

- [] Position in running at each section and finish
Saddle cloth number
-:-:- No data available at this section
NA No data available



RACING SA

Morphettville SA
Race 10: Thomas Farms Handicap - 1600m
27 January 2024 - 5:32PM



Track Rating: Good 4, Weather: Fine, Rail Position: True

Section L400 L200
Field Times 0:25.41 0:13.06
(0:12.35) (0:13.06)

Position	#	Horse/Jockey	Barrier	Top Speed [km/h]	Fastest Section	First 400m	L400	L200	Margin					From Winner [m]
11	5	RABTAT	7	65.2	0:11.72	0:26.41	0:26.66 [11]	0:13.89 [11]	14.2L					-2
		Jessica Eaton		1600-1400	1400-1200		(0:12.77)	(0:13.89)						

Scratched: Whistler Girl (#11)

- [] Position in running at each section and finish
- # Saddle cloth number
- :-:- No data available at this section
- Background shading for fastest section
- NA No data available

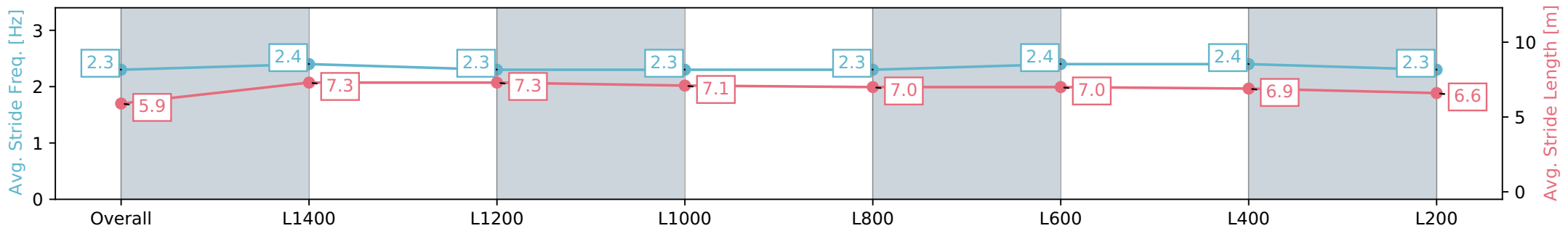
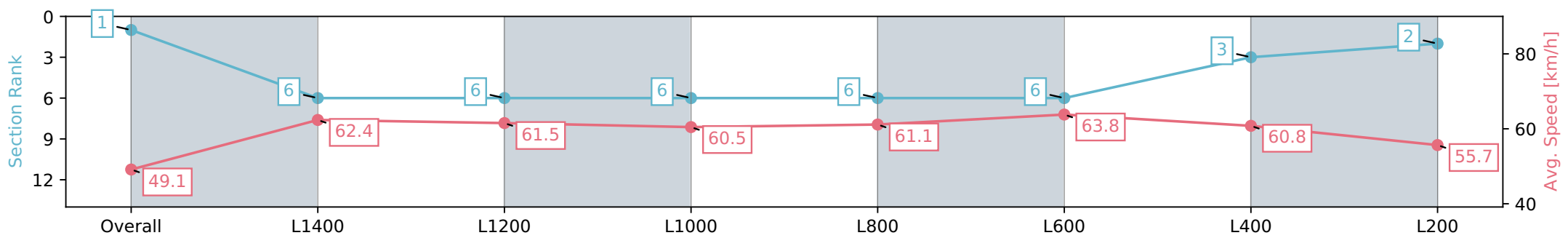
Horse/Jockey Name	JUST LIKE LISA
Finish Rank	1
Fastest Section Time (Section)	0:11.44 (L600)
Top Speed [km/h] (Section)	64.4 (L600)
Race State	Finished



Morphettville SA - Professional
 Race 10: Thomas Farms Handicap - 1600m
 27 January 2024 - 5:32PM
 Track Rating: Good 4, Weather: Fine, Rail Position: True



Section	Overall	L1400	L1200	L1000	L800	L600	L400	L200
Section Times	1:38.38 [1] (0:14.68)	1:23.70 [6] (0:11.67)	1:12.03 [6] (0:11.84)	1:00.19 [6] (0:11.92)	0:48.27 [6] (0:11.87)	0:36.40 [6] (0:11.44)	0:24.96 [3] (0:11.93)	0:13.03 [2] (0:13.03)
Average Speed [km/h]	49.1	62.4	61.5	60.5	61.1	63.8	60.8	55.7
Top Speed [km/h]	64.2	64.3	62.6	61.1	63.5	64.4	62.3	59.2
Avg. Dist. to Rail [m]	8.1	3.1	2.7	2.7	2.3	2.9	3.0	2.9
Avg. Stride Freq. [Hz]	2.3	2.4	2.3	2.3	2.3	2.4	2.4	2.3
Avg. Stride Length [m]	5.9	7.3	7.3	7.1	7.0	7.0	6.9	6.6



Report Created: Sat 27 January 2024 18:14:37 GMT+11 (Note: Timing is based on positional data)

- [] Ranking at each section and finish
- :-:- No data available at this section
- NA No data available



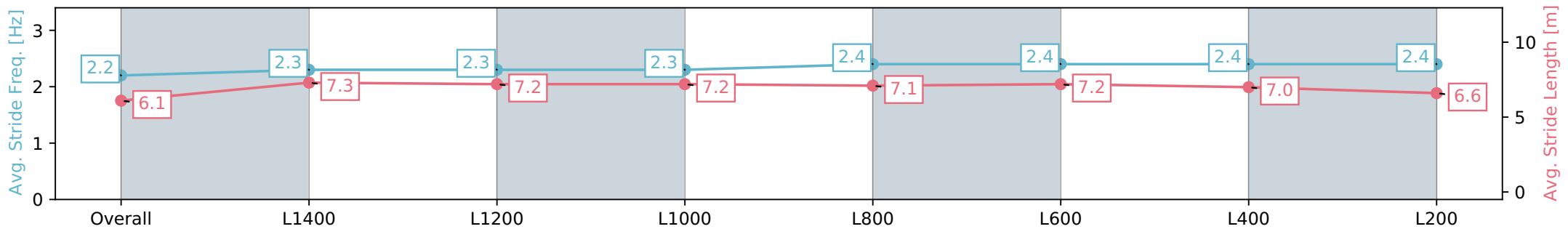
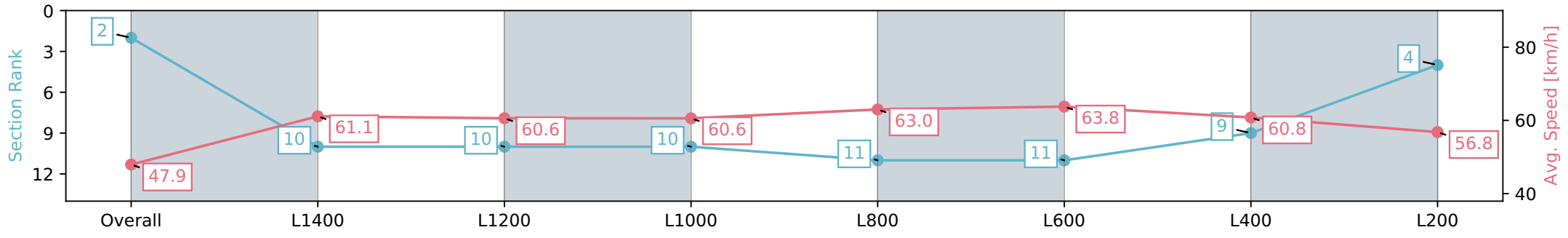
Horse/Jockey Name	WHISKEY 'N' WOMEN
Finish Rank	2
Fastest Section Time (Section)	0:11.50 (L600)
Top Speed [km/h] (Section)	64.4 (L600)
Race State	Finished



Morphettville SA - Professional
 Race 10: Thomas Farms Handicap - 1600m
 27 January 2024 - 5:32PM
 Track Rating: Good 4, Weather: Fine, Rail Position: True



Section	Overall	L1400	L1200	L1000	L800	L600	L400	L200
Section Times	1:38.55 [2] (0:15.05)	1:23.50 [10] (0:11.91)	1:11.59 [10] (0:11.95)	0:59.64 [10] (0:11.91)	0:47.73 [11] (0:11.53)	0:36.20 [11] (0:11.50)	0:24.70 [9] (0:11.94)	0:12.76 [4] (0:12.76)
Average Speed [km/h]	47.9	61.1	60.6	60.6	63.0	63.8	60.8	56.8
Top Speed [km/h]	61.5	61.6	62.0	61.3	64.2	64.4	63.0	58.9
Avg. Dist. to Rail [m]	9.1	3.1	1.8	3.0	2.6	3.5	5.2	5.5
Avg. Stride Freq. [Hz]	2.2	2.3	2.3	2.3	2.4	2.4	2.4	2.4
Avg. Stride Length [m]	6.1	7.3	7.2	7.2	7.1	7.2	7.0	6.6



Report Created: Sat 27 January 2024 18:14:41 GMT+11 (Note: Timing is based on positional data)

- [] Ranking at each section and finish
- :-:- No data available at this section
- NA No data available



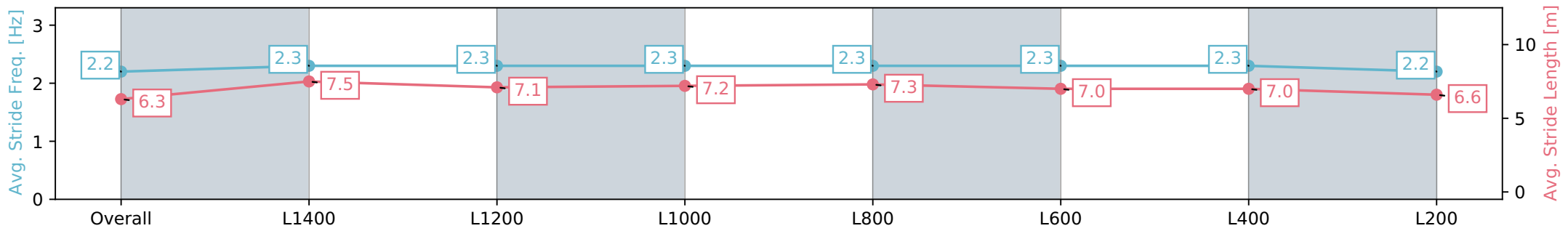
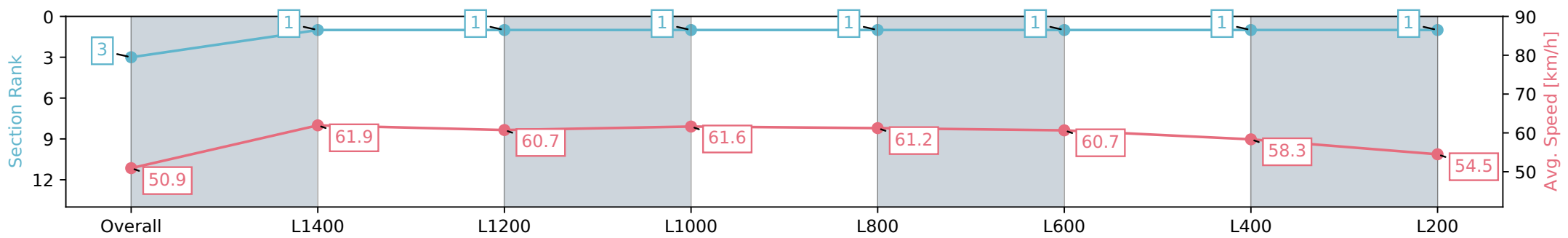
Horse/Jockey Name	TIARA JEWEL
Finish Rank	3
Fastest Section Time (Section)	0:11.61 (L1400)
Top Speed [km/h] (Section)	62.9 (Overall)
Race State	Finished



Morphettville SA - Professional
 Race 10: Thomas Farms Handicap - 1600m
 27 January 2024 - 5:32PM
 Track Rating: Good 4, Weather: Fine, Rail Position: True



Section	Overall	L1400	L1200	L1000	L800	L600	L400	L200
Section Times	1:38.63 [3] (0:14.17)	1:24.46 [1] (0:11.61)	1:12.85 [1] (0:11.89)	1:00.96 [1] (0:11.68)	0:49.28 [1] (0:11.75)	0:37.53 [1] (0:11.86)	0:25.67 [1] (0:12.35)	0:13.32 [1] (0:13.32)
Average Speed [km/h]	50.9	61.9	60.7	61.6	61.2	60.7	58.3	54.5
Top Speed [km/h]	62.9	62.9	62.0	62.3	61.5	61.4	59.7	56.7
Avg. Dist. to Rail [m]	1.9	0.3	0.5	0.6	0.2	0.1	0.1	0.2
Avg. Stride Freq. [Hz]	2.2	2.3	2.3	2.3	2.3	2.3	2.3	2.2
Avg. Stride Length [m]	6.3	7.5	7.1	7.2	7.3	7.0	7.0	6.6



Report Created: Sat 27 January 2024 18:14:45 GMT+11 (Note: Timing is based on positional data)

- [] Ranking at each section and finish
- :-:- No data available at this section
- NA No data available

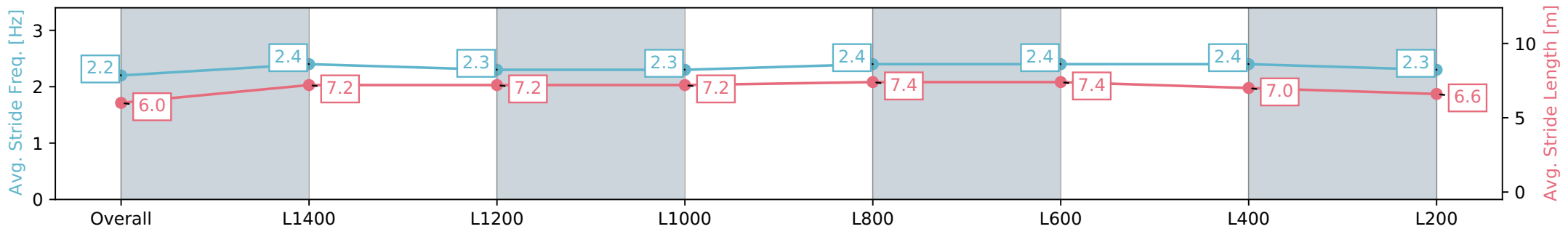
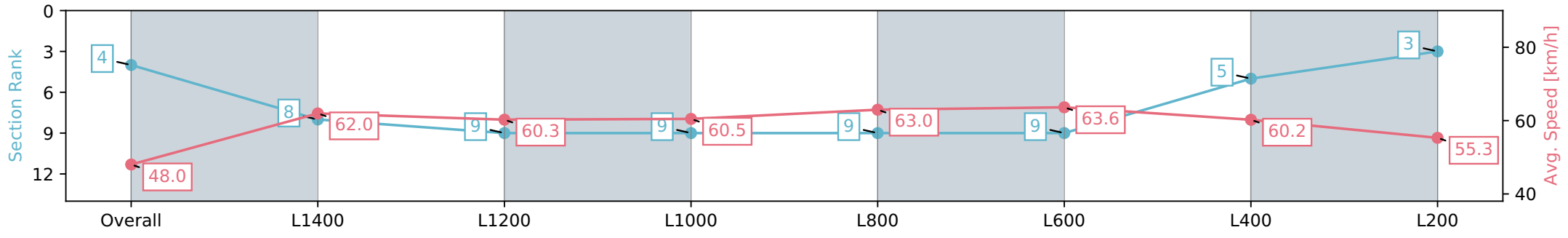
Horse/Jockey Name	MYRTLE CREEK
Finish Rank	4
Fastest Section Time (Section)	0:11.46 (L600)
Top Speed [km/h] (Section)	64.5 (L600)
Race State	Finished



Morphettville SA - Professional
 Race 10: Thomas Farms Handicap - 1600m
 27 January 2024 - 5:32PM
 Track Rating: Good 4, Weather: Fine, Rail Position: True



Section	Overall	L1400	L1200	L1000	L800	L600	L400	L200
Section Times	1:38.85 [4] (0:15.01)	1:23.84 [8] (0:11.73)	1:12.11 [9] (0:12.03)	1:00.08 [9] (0:11.91)	0:48.17 [9] (0:11.55)	0:36.62 [9] (0:11.46)	0:25.16 [5] (0:12.03)	0:13.13 [3] (0:13.13)
Average Speed [km/h]	48.0	62.0	60.3	60.5	63.0	63.6	60.2	55.3
Top Speed [km/h]	62.8	62.9	61.5	62.4	64.3	64.5	62.1	56.7
Avg. Dist. to Rail [m]	5.8	2.5	2.1	2.8	2.6	2.7	4.6	4.5
Avg. Stride Freq. [Hz]	2.2	2.4	2.3	2.3	2.4	2.4	2.4	2.3
Avg. Stride Length [m]	6.0	7.2	7.2	7.2	7.4	7.4	7.0	6.6



Report Created: Sat 27 January 2024 18:14:48 GMT+11 (Note: Timing is based on positional data)

- [] Ranking at each section and finish
- :-:- No data available at this section
- NA No data available



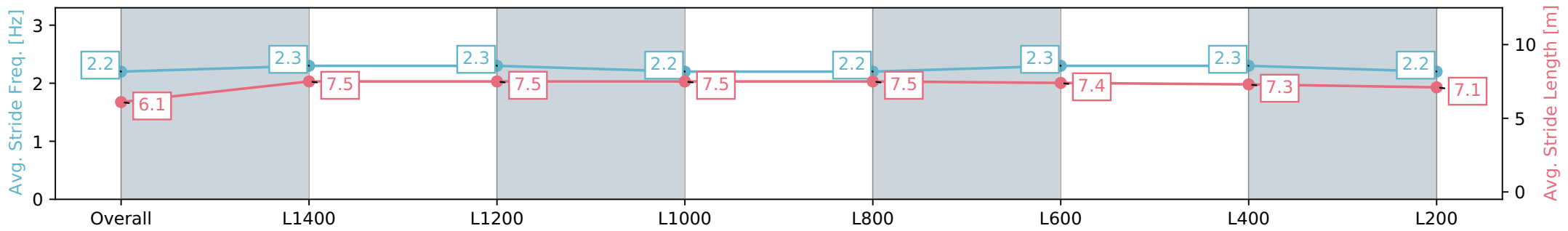
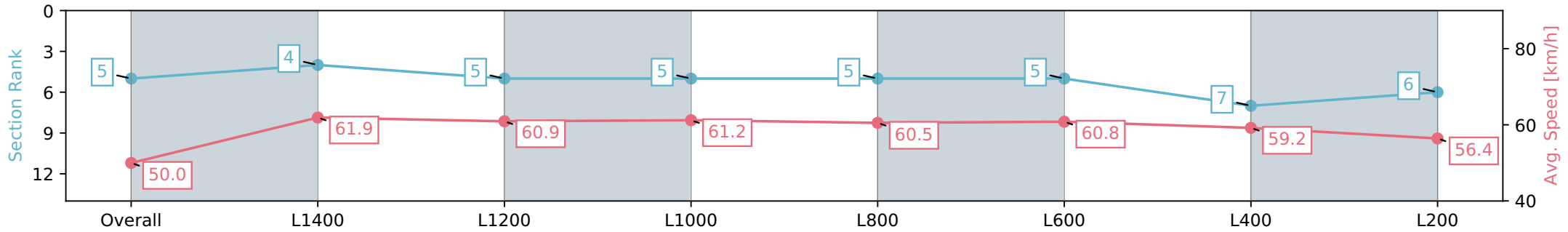
Horse/Jockey Name	CALL ME HERBIE
Finish Rank	5
Fastest Section Time (Section)	0:11.77 (L1400)
Top Speed [km/h] (Section)	62.9 (L1400)
Race State	Finished



Morphettville SA - Professional
 Race 10: Thomas Farms Handicap - 1600m
 27 January 2024 - 5:32PM
 Track Rating: Good 4, Weather: Fine, Rail Position: True



Section	Overall	L1400	L1200	L1000	L800	L600	L400	L200
Section Times	1:38.86 [5] (0:14.40)	1:24.46 [4] (0:11.77)	1:12.69 [5] (0:11.93)	1:00.76 [5] (0:11.78)	0:48.98 [5] (0:11.97)	0:37.01 [5] (0:11.93)	0:25.08 [7] (0:12.22)	0:12.86 [6] (0:12.86)
Average Speed [km/h]	50.0	61.9	60.9	61.2	60.5	60.8	59.2	56.4
Top Speed [km/h]	62.9	62.9	61.4	61.8	61.6	61.9	60.2	58.2
Avg. Dist. to Rail [m]	5.3	2.8	2.4	2.5	1.8	1.7	3.2	5.3
Avg. Stride Freq. [Hz]	2.2	2.3	2.3	2.2	2.2	2.3	2.3	2.2
Avg. Stride Length [m]	6.1	7.5	7.5	7.5	7.5	7.4	7.3	7.1



[] Ranking at each section and finish
 -:-:- No data available at this section
 NA No data available

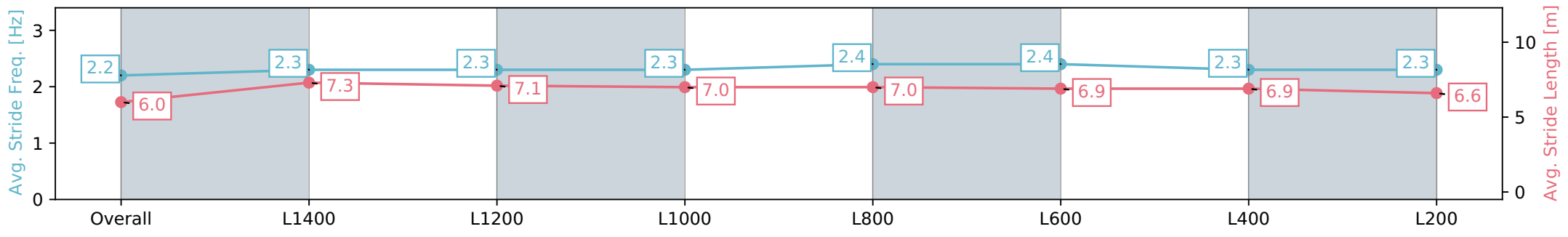
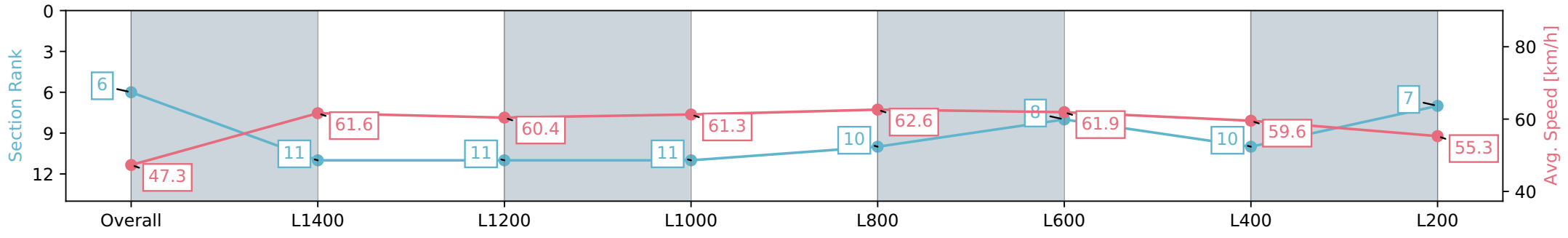
Horse/Jockey Name	FOX D'OR
Finish Rank	6
Fastest Section Time (Section)	0:11.52 (L800)
Top Speed [km/h] (Section)	63.4 (L800)
Race State	Finished



Morphettville SA - Professional
 Race 10: Thomas Farms Handicap - 1600m
 27 January 2024 - 5:32PM
 Track Rating: Good 4, Weather: Fine, Rail Position: True



Section	Overall	L1400	L1200	L1000	L800	L600	L400	L200
Section Times	1:39.11 [6] (0:15.23)	1:23.88 [11] (0:11.77)	1:12.11 [11] (0:11.95)	1:00.16 [11] (0:11.74)	0:48.42 [10] (0:11.52)	0:36.90 [8] (0:11.67)	0:25.23 [10] (0:12.12)	0:13.11 [7] (0:13.11)
Average Speed [km/h]	47.3	61.6	60.4	61.3	62.6	61.9	59.6	55.3
Top Speed [km/h]	61.2	62.1	61.6	62.5	63.4	63.4	60.3	57.8
Avg. Dist. to Rail [m]	7.3	2.0	0.9	1.6	0.7	0.6	1.8	2.4
Avg. Stride Freq. [Hz]	2.2	2.3	2.3	2.3	2.4	2.4	2.3	2.3
Avg. Stride Length [m]	6.0	7.3	7.1	7.0	7.0	6.9	6.9	6.6



Report Created: Sat 27 January 2024 18:14:55 GMT+11 (Note: Timing is based on positional data)

- [] Ranking at each section and finish
- :-:- No data available at this section
- NA No data available



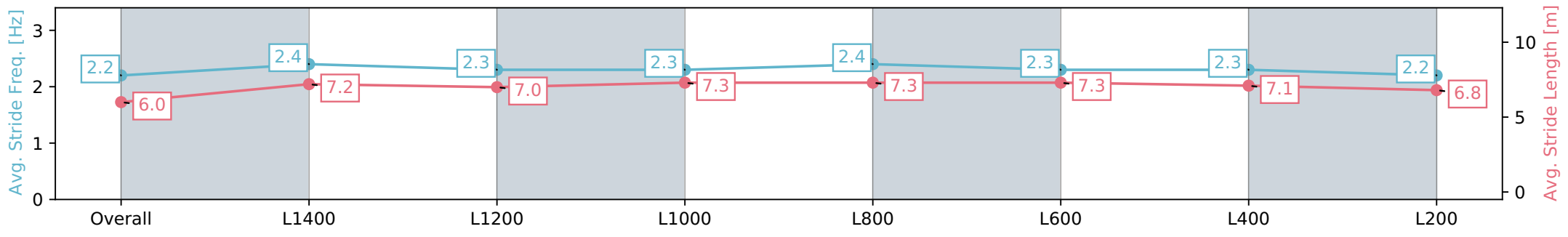
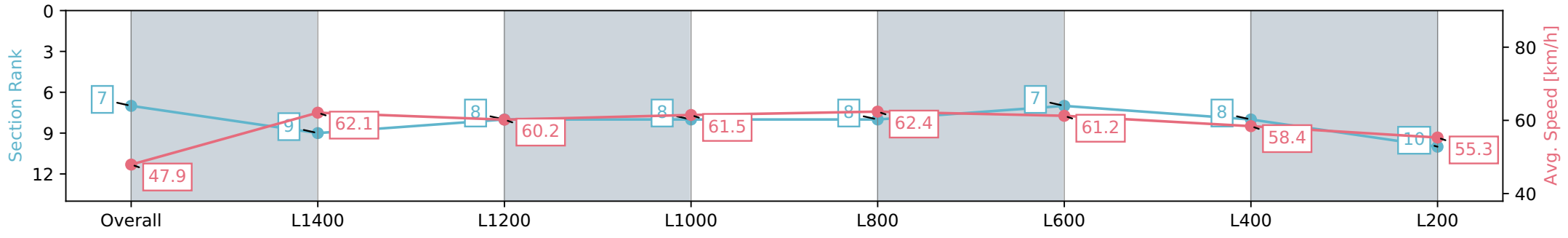
Horse/Jockey Name	BELLMAN
Finish Rank	7
Fastest Section Time (Section)	0:11.57 (L800)
Top Speed [km/h] (Section)	63.3 (L1400)
Race State	Finished



Morphettville SA - Professional
 Race 10: Thomas Farms Handicap - 1600m
 27 January 2024 - 5:32PM
 Track Rating: Good 4, Weather: Fine, Rail Position: True



Section	Overall	L1400	L1200	L1000	L800	L600	L400	L200
Section Times	1:39.25 [7] (0:15.04)	1:24.21 [9] (0:11.65)	1:12.56 [8] (0:12.01)	1:00.55 [8] (0:11.71)	0:48.84 [8] (0:11.57)	0:37.26 [7] (0:11.81)	0:25.45 [8] (0:12.34)	0:13.11 [10] (0:13.11)
Average Speed [km/h]	47.9	62.1	60.2	61.5	62.4	61.2	58.4	55.3
Top Speed [km/h]	62.6	63.3	61.0	62.8	62.8	62.6	60.2	57.0
Avg. Dist. to Rail [m]	2.3	1.4	1.2	1.5	0.8	1.0	1.1	1.1
Avg. Stride Freq. [Hz]	2.2	2.4	2.3	2.3	2.4	2.3	2.3	2.2
Avg. Stride Length [m]	6.0	7.2	7.0	7.3	7.3	7.3	7.1	6.8



Report Created: Sat 27 January 2024 18:14:59 GMT+11 (Note: Timing is based on positional data)

- [] Ranking at each section and finish
- :-:- No data available at this section
- NA No data available



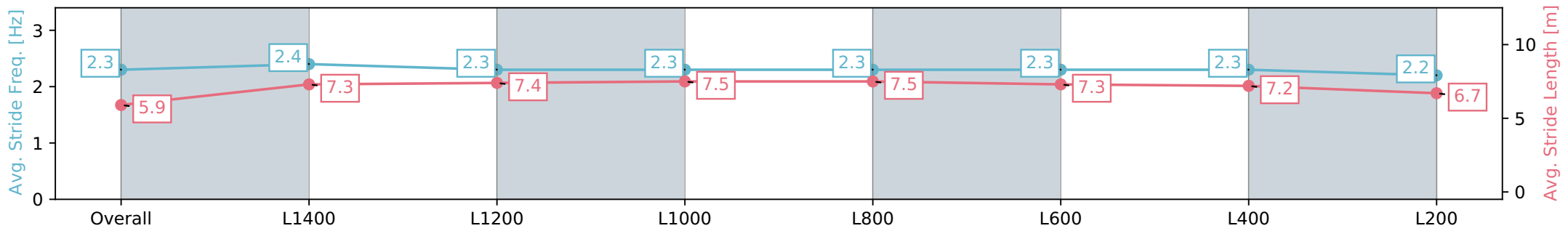
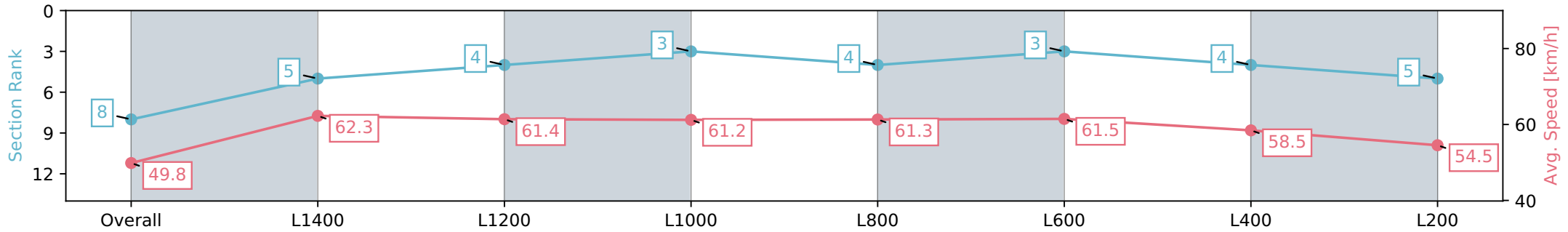
Horse/Jockey Name	MYSTERY DEEL
Finish Rank	8
Fastest Section Time (Section)	0:11.69 (L1400)
Top Speed [km/h] (Section)	64.7 (Overall)
Race State	Finished



Morphettville SA - Professional
 Race 10: Thomas Farms Handicap - 1600m
 27 January 2024 - 5:32PM
 Track Rating: Good 4, Weather: Fine, Rail Position: True



Section	Overall	L1400	L1200	L1000	L800	L600	L400	L200
Section Times	1:39.28 [8] (0:14.47)	1:24.82 [5] (0:11.69)	1:13.13 [4] (0:11.85)	1:01.28 [3] (0:11.76)	0:49.52 [4] (0:11.88)	0:37.64 [3] (0:11.94)	0:25.70 [4] (0:12.39)	0:13.31 [5] (0:13.31)
Average Speed [km/h]	49.8	62.3	61.4	61.2	61.3	61.5	58.5	54.5
Top Speed [km/h]	64.7	64.3	63.1	61.9	63.4	63.2	60.0	56.9
Avg. Dist. to Rail [m]	10.3	3.1	2.7	3.0	2.7	3.9	4.4	3.9
Avg. Stride Freq. [Hz]	2.3	2.4	2.3	2.3	2.3	2.3	2.3	2.2
Avg. Stride Length [m]	5.9	7.3	7.4	7.5	7.5	7.3	7.2	6.7



Report Created: Sat 27 January 2024 18:15:02 GMT+11 (Note: Timing is based on positional data)

- [] Ranking at each section and finish
- :-:- No data available at this section
- NA No data available



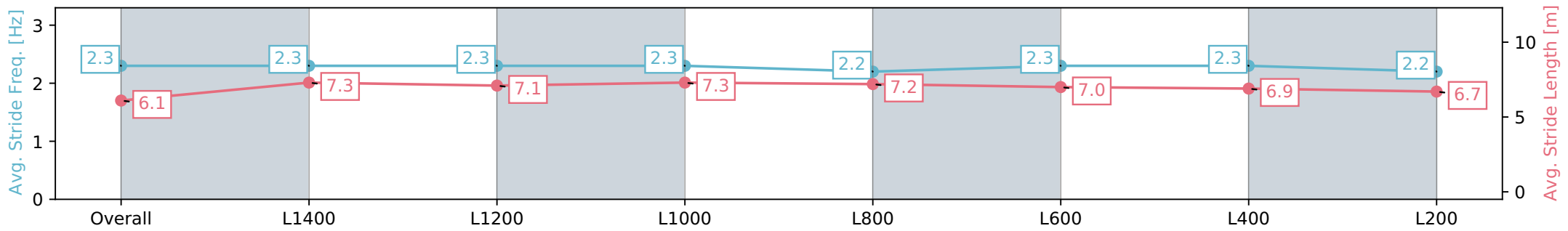
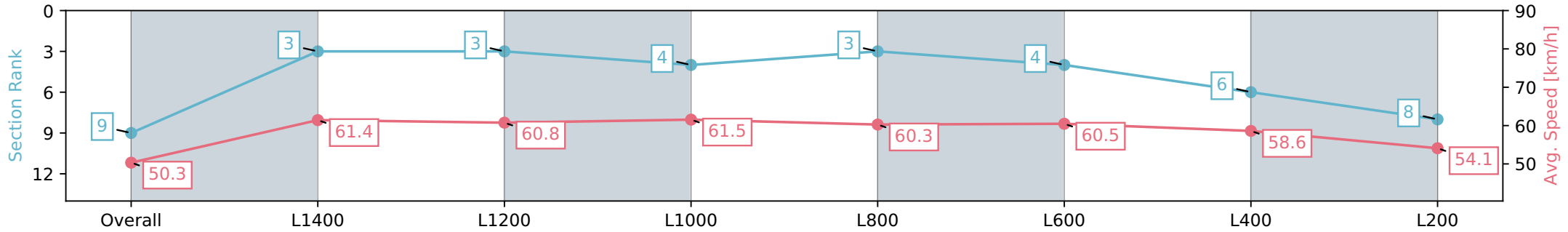
Horse/Jockey Name	HOBO BOB
Finish Rank	9
Fastest Section Time (Section)	0:11.69 (L1000)
Top Speed [km/h] (Section)	63.1 (Overall)
Race State	Finished



Morphettville SA - Professional
 Race 10: Thomas Farms Handicap - 1600m
 27 January 2024 - 5:32PM
 Track Rating: Good 4, Weather: Fine, Rail Position: True



Section	Overall	L1400	L1200	L1000	L800	L600	L400	L200
Section Times	1:39.48 [9] (0:14.33)	1:25.15 [3] (0:11.78)	1:13.37 [3] (0:11.93)	1:01.44 [4] (0:11.69)	0:49.75 [3] (0:12.02)	0:37.73 [4] (0:11.98)	0:25.75 [6] (0:12.32)	0:13.43 [8] (0:13.43)
Average Speed [km/h]	50.3	61.4	60.8	61.5	60.3	60.5	58.6	54.1
Top Speed [km/h]	63.1	62.7	61.9	62.3	60.5	60.9	60.1	56.7
Avg. Dist. to Rail [m]	3.9	1.9	1.4	1.5	1.3	1.5	2.9	5.0
Avg. Stride Freq. [Hz]	2.3	2.3	2.3	2.3	2.2	2.3	2.3	2.2
Avg. Stride Length [m]	6.1	7.3	7.1	7.3	7.2	7.0	6.9	6.7



- [] Ranking at each section and finish
- :-:- No data available at this section
- NA No data available

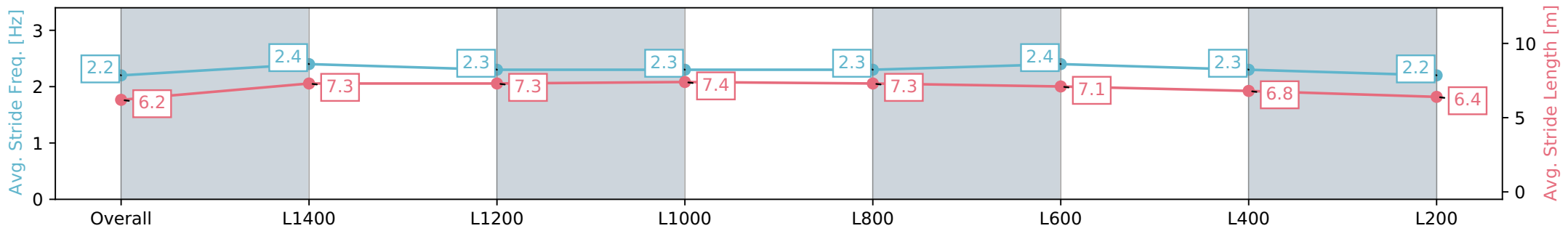
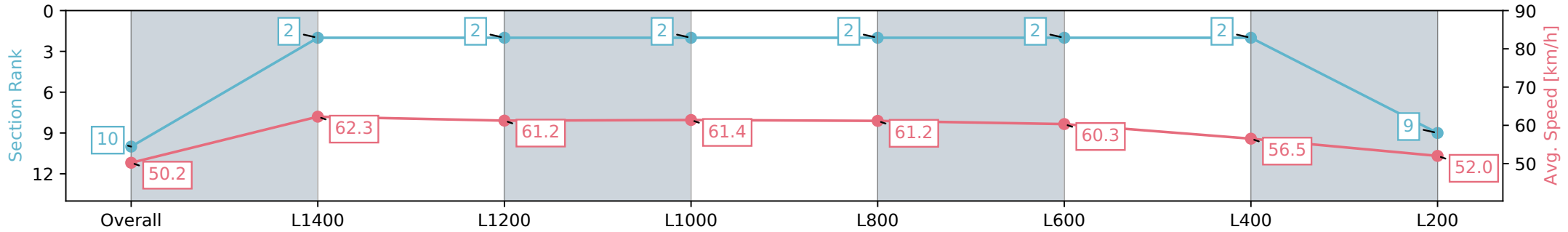
Horse/Jockey Name	BENE MAGIC
Finish Rank	10
Fastest Section Time (Section)	0:11.65 (L1400)
Top Speed [km/h] (Section)	63.6 (L1400)
Race State	Finished



Morphettville SA - Professional
 Race 10: Thomas Farms Handicap - 1600m
 27 January 2024 - 5:32PM
 Track Rating: Good 4, Weather: Fine, Rail Position: True



Section	Overall	L1400	L1200	L1000	L800	L600	L400	L200
Section Times	1:40.06 [10] (0:14.33)	1:25.73 [2] (0:11.65)	1:14.08 [2] (0:11.81)	1:02.27 [2] (0:11.73)	0:50.54 [2] (0:11.82)	0:38.72 [2] (0:12.02)	0:26.70 [2] (0:12.77)	0:13.93 [9] (0:13.93)
Average Speed [km/h]	50.2	62.3	61.2	61.4	61.2	60.3	56.5	52.0
Top Speed [km/h]	63.2	63.6	61.7	62.1	62.1	62.2	58.3	54.2
Avg. Dist. to Rail [m]	4.6	1.9	1.1	1.5	1.5	1.3	1.6	2.0
Avg. Stride Freq. [Hz]	2.2	2.4	2.3	2.3	2.3	2.4	2.3	2.2
Avg. Stride Length [m]	6.2	7.3	7.3	7.4	7.3	7.1	6.8	6.4



[] Ranking at each section and finish
 -:-:- No data available at this section
 NA No data available



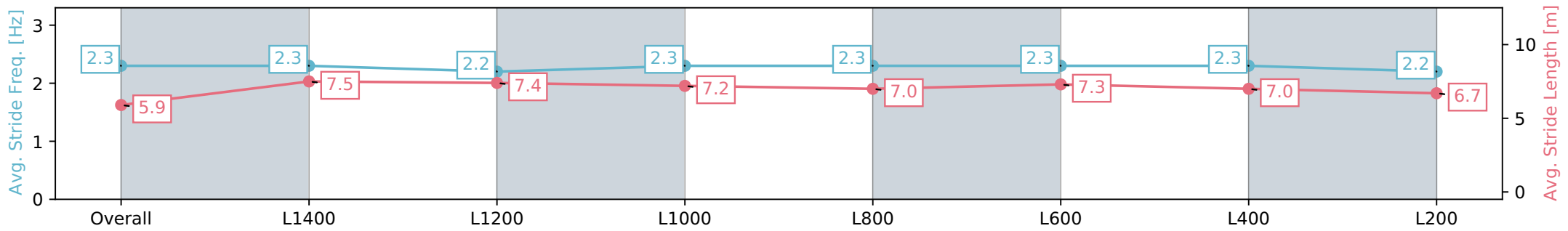
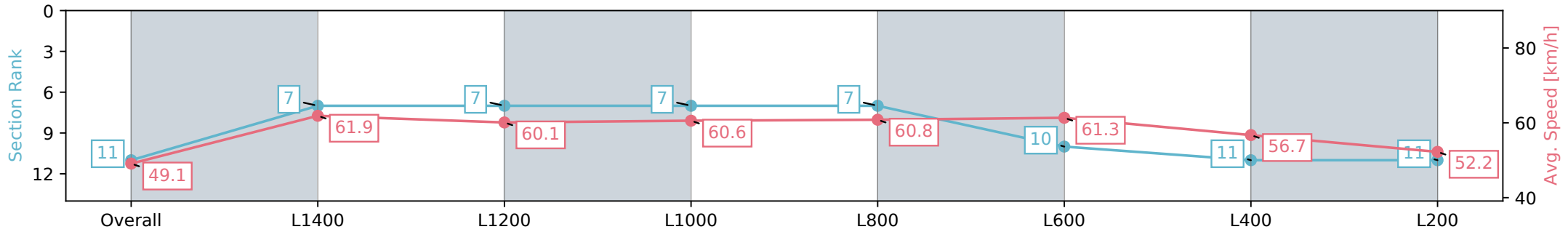
Horse/Jockey Name	RABTAT
Finish Rank	11
Fastest Section Time (Section)	0:11.72 (L1400)
Top Speed [km/h] (Section)	65.2 (Overall)
Race State	Finished



Morphettville SA - Professional
 Race 10: Thomas Farms Handicap - 1600m
 27 January 2024 - 5:32PM
 Track Rating: Good 4, Weather: Fine, Rail Position: True



Section	Overall	L1400	L1200	L1000	L800	L600	L400	L200
Section Times	1:40.83 [11] (0:14.69)	1:26.14 [7] (0:11.72)	1:14.42 [7] (0:12.06)	1:02.36 [7] (0:11.87)	0:50.49 [7] (0:11.93)	0:38.56 [10] (0:11.90)	0:26.66 [11] (0:12.77)	0:13.89 [11] (0:13.89)
Average Speed [km/h]	49.1	61.9	60.1	60.6	60.8	61.3	56.7	52.2
Top Speed [km/h]	65.2	64.6	61.1	61.7	62.9	62.9	59.0	54.9
Avg. Dist. to Rail [m]	6.3	2.2	1.4	2.8	2.0	2.8	4.6	4.2
Avg. Stride Freq. [Hz]	2.3	2.3	2.2	2.3	2.3	2.3	2.3	2.2
Avg. Stride Length [m]	5.9	7.5	7.4	7.2	7.0	7.3	7.0	6.7



Report Created: Sat 27 January 2024 18:15:13 GMT+11 (Note: Timing is based on positional data)

- [] Ranking at each section and finish
- :-:- No data available at this section
- NA No data available

