



RACING SA

Morphettville SA

Race 4: Adelaide Galvanising Industries Handicap - 1500m

27 January 2024 - 1:37PM



Track Rating: Soft 5, Weather: Fine, Rail Position: True

Section								Overall	L1400	L1200	L1000	L800	L600		
Field Times								1:31.20 (0:08.74)	1:22.46 (0:11.14)	1:11.32 (0:11.15)	1:00.17 (0:11.36)	0:48.80 (0:12.05)	0:36.75 (0:12.09)		
Position	#	Horse/Jockey	Barrier	Top Speed [km/h]	Fastest Section	First 400m								From Winner [m]	
1	6	I'M A DEXSTAR Rochelle Milnes	9	66.6 1200-1000	0:08.79 1400-1200	0:25.83	1:31.20 (0:08.79)	1:22.41 [3] (0:11.33)	1:11.08 [4] (0:11.36)	0:59.72 [6] (0:11.64)	0:48.08 [6] (0:11.97)	0:36.11 [6] (0:11.81)			
2	1	MARIMENKO Jake Toeroek	3	65.4 1000-800	0:08.88 1400-1200	0:25.84	1:31.33 (0:08.88)	1:22.45 [5] (0:11.36)	1:11.09 [6] (0:11.19)	0:59.90 [5] (0:11.44)	0:48.46 [4] (0:12.04)	0:36.42 [4] (0:12.10)		-6	
3	9	TRES BELLE Jason Holder	8	65.3 1200-1000	0:09.15 1400-1200	0:26.26	1:31.35 (0:09.15)	1:22.20 [7] (0:11.41)	1:10.79 [7] (0:11.36)	0:59.43 [7] (0:11.42)	0:48.01 [7] (0:11.81)	0:36.20 [7] (0:11.85)		-6	
4	7	PUNCHIN Kayla Crowther	10	68.0 1200-1000	0:08.74 1400-1200	0:25.46	1:31.77 (0:08.74)	1:23.03 [1] (0:11.14)	1:11.89 [1] (0:11.15)	1:00.74 [1] (0:11.36)	0:49.38 [1] (0:12.05)	0:37.33 [1] (0:12.10)		-3	
5	2	HUMBOLDT Kelsey Hannan	1	66.3 1000-800	0:09.02 1400-1200	0:25.56	1:31.89 (0:09.02)	1:22.87 [6] (0:11.16)	1:11.71 [5] (0:10.99)	1:00.72 [3] (0:11.48)	0:49.24 [3] (0:12.11)	0:37.13 [3] (0:12.09)		-12	
6	3	SOAMES Margaret Collett	2	65.9 1000-800	0:08.74 1400-1200	0:25.57	1:32.25 (0:08.74)	1:23.51 [2] (0:11.25)	1:12.26 [3] (0:11.35)	1:00.91 [4] (0:11.64)	0:49.27 [5] (0:11.98)	0:37.28 [5] (0:11.97)		+0	
7	5	BULLS ON PARADE Todd Pannell	6	66.5 1000-800	0:08.86 1400-1200	0:25.56	1:33.01 (0:08.86)	1:24.15 [4] (0:11.07)	1:13.08 [2] (0:11.14)	1:01.94 [2] (0:11.56)	0:50.38 [2] (0:11.99)	0:38.39 [2] (0:12.09)		+0	

Scratched: Prince Tikea (#4), Stella Notation (#8), Jugan (#10)



RACING SA

Morphettville SA
Race 4: Adelaide Galvanising Industries Handicap - 1500m
27 January 2024 - 1:37PM



Track Rating: Soft 5, Weather: Fine, Rail Position: True

Table with columns: Section, Field Times, Position, #, Horse/Jockey, Barrier, Top Speed [km/h], Fastest Section, First 400m, L400, L200, Margin, From Winner [m]. Rows include horses like I'M A DEXSTAR, MARIMENKO, TRES BELLE, PUNCHIN, HUMBOLDT, SOAMES, and BULLS ON PARADE.

Scratched: Prince Tikea (#4), Stella Notation (#8), Jugan (#10)

- [] Position in running at each section and finish
Saddle cloth number
-:-:- No data available at this section
NA No data available
Background shading for fastest section

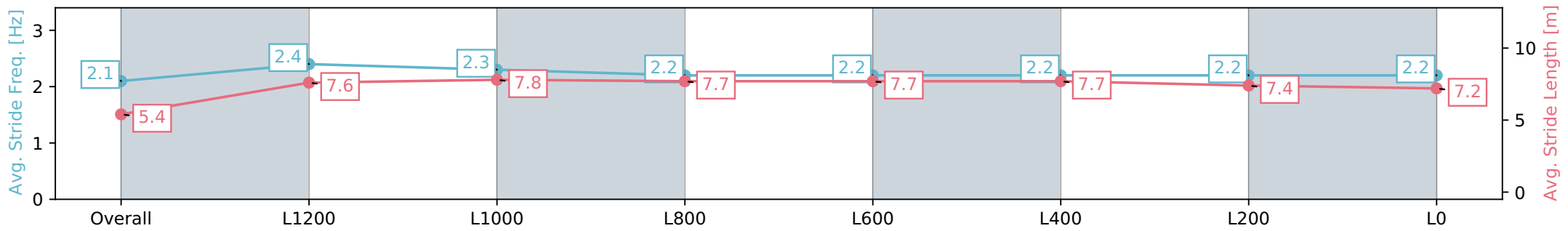
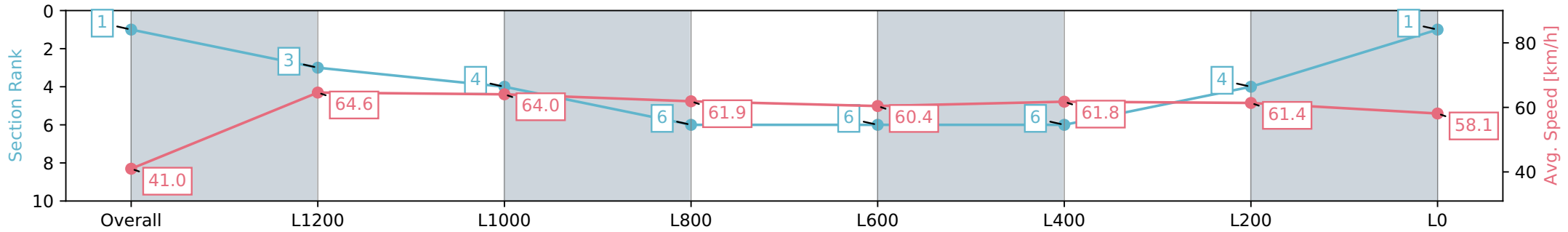
Horse/Jockey Name	I'M A DEXSTAR
Finish Rank	1
Fastest Section Time (Section)	0:08.79 (Overall)
Top Speed [km/h] (Section)	66.6 (L1400)
Race State	Finished



Morphettville SA - Professional
 Race 4: Adelaide Galvanising Industries Handicap - 1500m
 27 January 2024 - 1:37PM
 Track Rating: Soft 5, Weather: Fine, Rail Position: True



Section	Overall	L1200	L1000	L800	L600	L400	L200	L0
Section Times	1:31.20 [1] (0:08.79)	1:22.41 [3] (0:11.33)	1:11.08 [4] (0:11.36)	0:59.72 [6] (0:11.64)	0:48.08 [6] (0:11.97)	0:36.11 [6] (0:11.81)	0:24.30 [4] (0:11.83)	0:12.47 [1] (0:12.47)
Average Speed [km/h]	41.0	64.6	64.0	61.9	60.4	61.8	61.4	58.1
Top Speed [km/h]	61.1	66.6	64.5	64.4	61.3	64.3	62.4	59.9
Avg. Dist. to Rail [m]	8.9	4.7	2.5	1.5	1.3	2.6	5.2	8.3
Avg. Stride Freq. [Hz]	2.1	2.4	2.3	2.2	2.2	2.2	2.2	2.2
Avg. Stride Length [m]	5.4	7.6	7.8	7.7	7.7	7.7	7.4	7.2



Report Created: Sat 27 January 2024 14:25:10 GMT+11 (Note: Timing is based on positional data)

- [] Ranking at each section and finish
- :-:- No data available at this section
- NA No data available



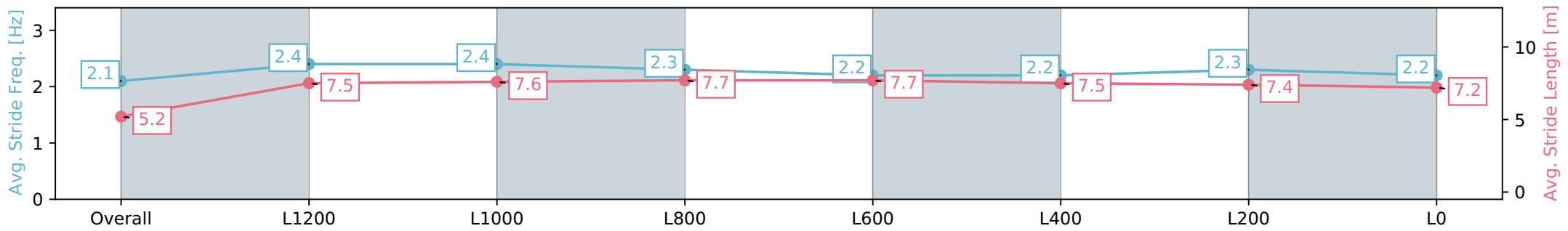
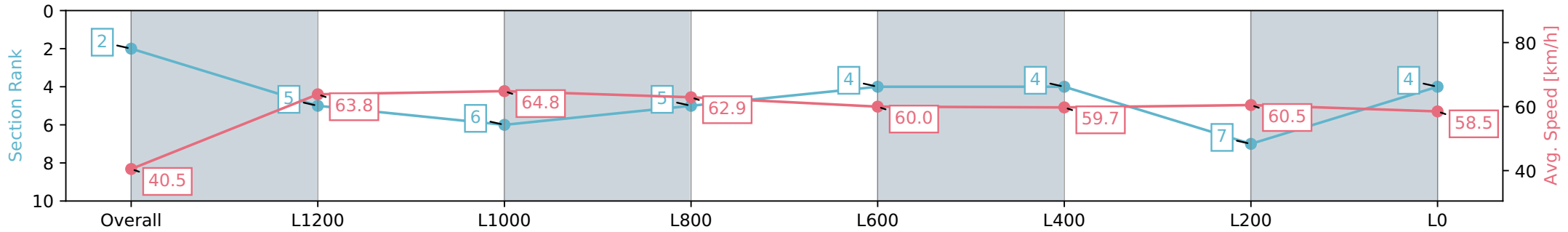
Horse/Jockey Name	MARIMENKO
Finish Rank	2
Fastest Section Time (Section)	0:08.88 (Overall)
Top Speed [km/h] (Section)	65.4 (L1200)
Race State	Finished



Morphettville SA - Professional
 Race 4: Adelaide Galvanising Industries Handicap - 1500m
 27 January 2024 - 1:37PM
 Track Rating: Soft 5, Weather: Fine, Rail Position: True



Section	Overall	L1200	L1000	L800	L600	L400	L200	L0
Section Times	1:31.33 [2] (0:08.88)	1:22.45 [5] (0:11.36)	1:11.09 [6] (0:11.19)	0:59.90 [5] (0:11.44)	0:48.46 [4] (0:12.04)	0:36.42 [4] (0:12.10)	0:24.32 [7] (0:11.92)	0:12.40 [4] (0:12.40)
Average Speed [km/h]	40.5	63.8	64.8	62.9	60.0	59.7	60.5	58.5
Top Speed [km/h]	60.9	65.2	65.4	64.8	61.3	60.5	61.4	60.3
Avg. Dist. to Rail [m]	5.0	2.4	1.6	1.3	0.8	0.7	1.8	3.2
Avg. Stride Freq. [Hz]	2.1	2.4	2.4	2.3	2.2	2.2	2.3	2.2
Avg. Stride Length [m]	5.2	7.5	7.6	7.7	7.7	7.5	7.4	7.2



Report Created: Sat 27 January 2024 14:25:14 GMT+11 (Note: Timing is based on positional data)

- [] Ranking at each section and finish
- :-:- No data available at this section
- NA No data available



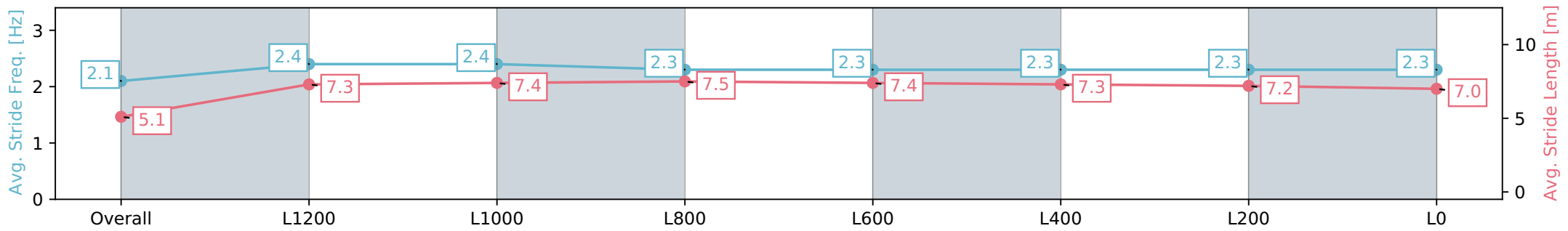
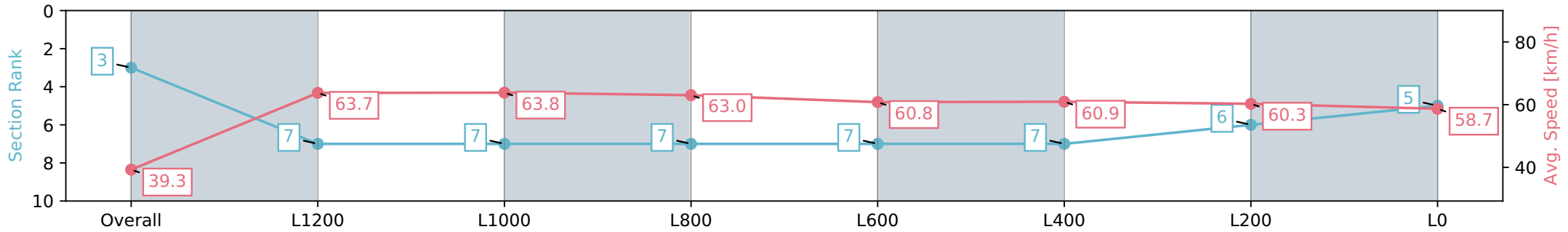
Horse/Jockey Name	TRES BELLE
Finish Rank	3
Fastest Section Time (Section)	0:09.15 (Overall)
Top Speed [km/h] (Section)	65.3 (L1400)
Race State	Finished



Morphettville SA - Professional
 Race 4: Adelaide Galvanising Industries Handicap - 1500m
 27 January 2024 - 1:37PM
 Track Rating: Soft 5, Weather: Fine, Rail Position: True



Section	Overall	L1200	L1000	L800	L600	L400	L200	L0
Section Times	1:31.35 [3] (0:09.15)	1:22.20 [7] (0:11.41)	1:10.79 [7] (0:11.36)	0:59.43 [7] (0:11.42)	0:48.01 [7] (0:11.81)	0:36.20 [7] (0:11.85)	0:24.35 [6] (0:11.99)	0:12.36 [5] (0:12.36)
Average Speed [km/h]	39.3	63.7	63.8	63.0	60.8	60.9	60.3	58.7
Top Speed [km/h]	61.3	65.3	64.6	65.0	62.1	62.5	61.8	59.9
Avg. Dist. to Rail [m]	6.2	2.4	1.5	1.0	0.6	0.9	4.0	6.1
Avg. Stride Freq. [Hz]	2.1	2.4	2.4	2.3	2.3	2.3	2.3	2.3
Avg. Stride Length [m]	5.1	7.3	7.4	7.5	7.4	7.4	7.2	7.0



Report Created: Sat 27 January 2024 14:25:17 GMT+11 (Note: Timing is based on positional data)

- [] Ranking at each section and finish
- :-:- No data available at this section
- NA No data available

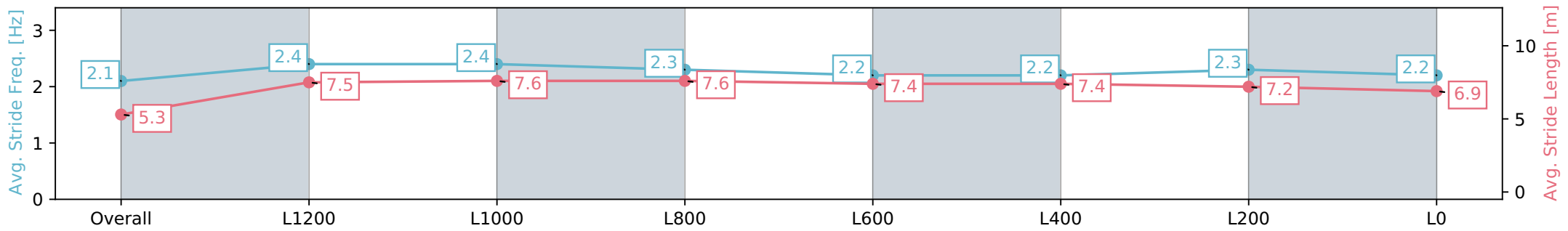
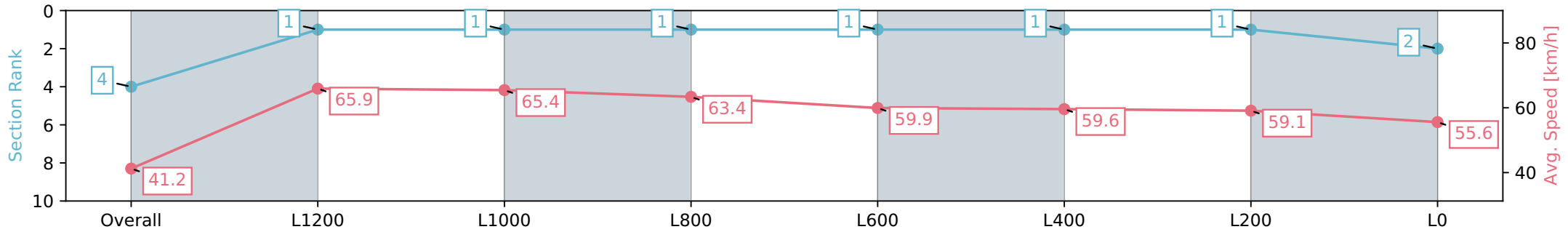
Horse/Jockey Name	PUNCHIN
Finish Rank	4
Fastest Section Time (Section)	0:08.74 (Overall)
Top Speed [km/h] (Section)	68.0 (L1400)
Race State	Finished



Morphettville SA - Professional
 Race 4: Adelaide Galvanising Industries Handicap - 1500m
 27 January 2024 - 1:37PM
 Track Rating: Soft 5, Weather: Fine, Rail Position: True



Section	Overall	L1200	L1000	L800	L600	L400	L200	L0
Section Times	1:31.77 [4] (0:08.74)	1:23.03 [1] (0:11.14)	1:11.89 [1] (0:11.15)	1:00.74 [1] (0:11.36)	0:49.38 [1] (0:12.05)	0:37.33 [1] (0:12.10)	0:25.23 [1] (0:12.20)	0:13.03 [2] (0:13.03)
Average Speed [km/h]	41.2	65.9	65.4	63.4	59.9	59.6	59.1	55.6
Top Speed [km/h]	60.1	68.0	66.9	64.7	61.2	60.3	60.3	57.6
Avg. Dist. to Rail [m]	9.6	5.7	2.9	1.8	1.1	0.2	1.4	4.2
Avg. Stride Freq. [Hz]	2.1	2.4	2.4	2.3	2.2	2.2	2.3	2.2
Avg. Stride Length [m]	5.3	7.5	7.6	7.6	7.4	7.4	7.2	6.9



- [] Ranking at each section and finish
- :-:- No data available at this section
- NA No data available

Horse/Jockey Name	HUMBOLDT
Finish Rank	5
Fastest Section Time (Section)	0:09.02 (Overall)
Top Speed [km/h] (Section)	66.3 (L1200)
Race State	Finished



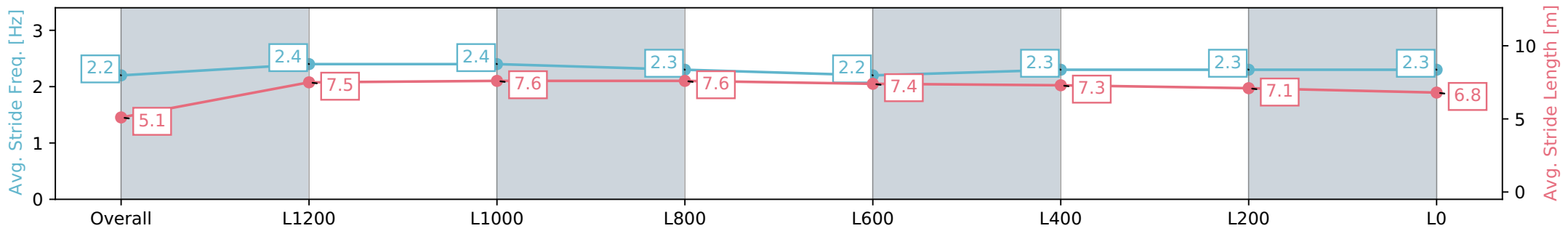
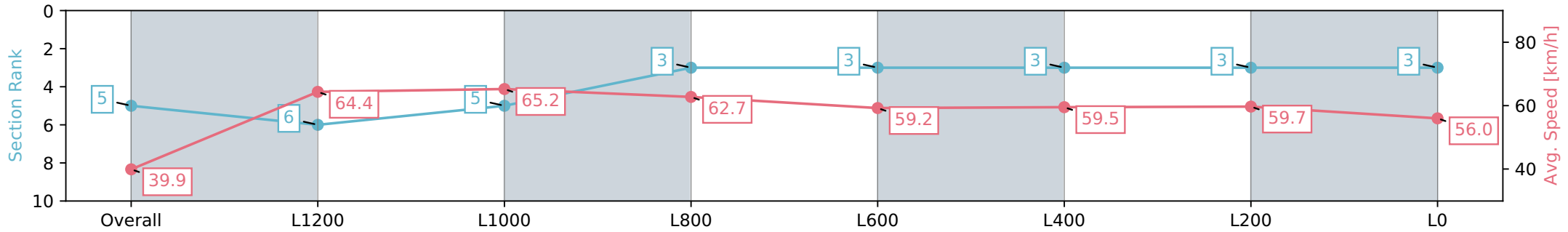
Morphettville SA - Professional
Race 4: Adelaide Galvanising Industries Handicap - 1500m



27 January 2024 - 1:37PM

Track Rating: Soft 5, Weather: Fine, Rail Position: True

Section	Overall	L1200	L1000	L800	L600	L400	L200	L0
Section Times	1:31.89 [5] (0:09.02)	1:22.87 [6] (0:11.16)	1:11.71 [5] (0:10.99)	1:00.72 [3] (0:11.48)	0:49.24 [3] (0:12.11)	0:37.13 [3] (0:12.09)	0:25.04 [3] (0:12.08)	0:12.96 [3] (0:12.96)
Average Speed [km/h]	39.9	64.4	65.2	62.7	59.2	59.5	59.7	56.0
Top Speed [km/h]	62.5	65.7	66.3	64.2	60.4	60.6	60.5	58.9
Avg. Dist. to Rail [m]	3.0	0.7	1.1	0.9	0.7	0.4	1.5	1.6
Avg. Stride Freq. [Hz]	2.2	2.4	2.4	2.3	2.2	2.3	2.3	2.3
Avg. Stride Length [m]	5.1	7.5	7.6	7.6	7.4	7.3	7.1	6.8



Report Created: Sat 27 January 2024 14:25:25 GMT+11 (Note: Timing is based on positional data)

- [] Ranking at each section and finish
- :-:- No data available at this section
- NA No data available

Horse/Jockey Name	SOAMES
Finish Rank	6
Fastest Section Time (Section)	0:08.74 (Overall)
Top Speed [km/h] (Section)	65.9 (L1200)
Race State	Finished

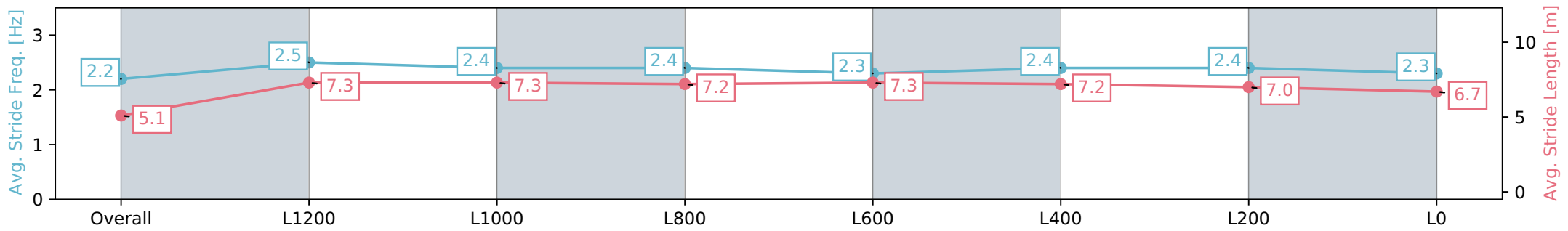
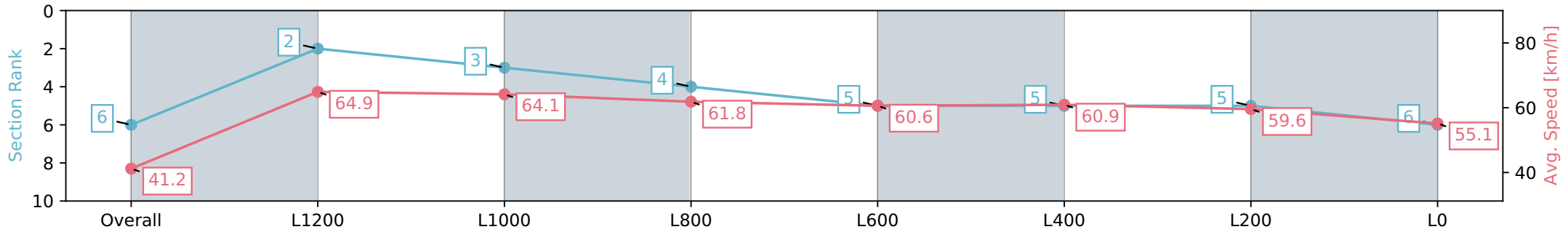


Morphettville SA - Professional
 Race 4: Adelaide Galvanising Industries Handicap - 1500m



27 January 2024 - 1:37PM
 Track Rating: Soft 5, Weather: Fine, Rail Position: True

Section	Overall	L1200	L1000	L800	L600	L400	L200	L0
Section Times	1:32.25 [6] (0:08.74)	1:23.51 [2] (0:11.25)	1:12.26 [3] (0:11.35)	1:00.91 [4] (0:11.64)	0:49.27 [5] (0:11.98)	0:37.28 [5] (0:11.97)	0:25.32 [5] (0:12.15)	0:13.17 [6] (0:13.17)
Average Speed [km/h]	41.2	64.9	64.1	61.8	60.6	60.9	59.6	55.1
Top Speed [km/h]	63.3	65.8	65.9	63.4	61.3	61.8	60.6	57.7
Avg. Dist. to Rail [m]	4.9	3.7	2.8	2.7	2.1	2.7	4.7	8.2
Avg. Stride Freq. [Hz]	2.2	2.5	2.4	2.4	2.3	2.4	2.4	2.3
Avg. Stride Length [m]	5.1	7.3	7.3	7.2	7.3	7.2	7.0	6.7



- [] Ranking at each section and finish
- :-:- No data available at this section
- NA No data available

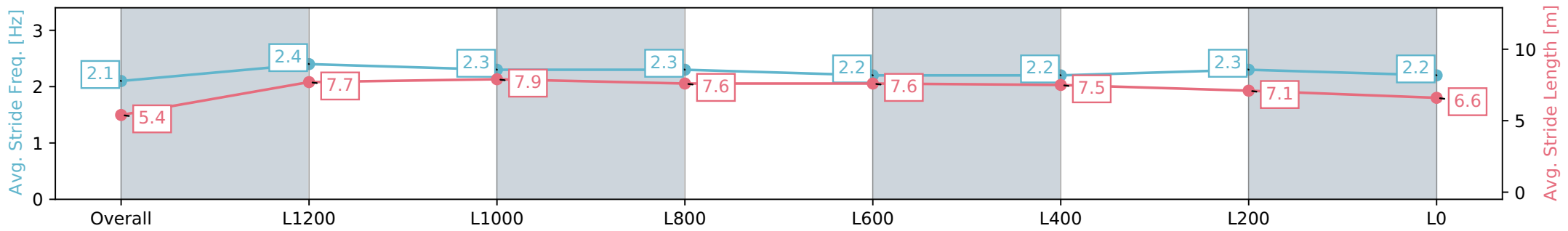
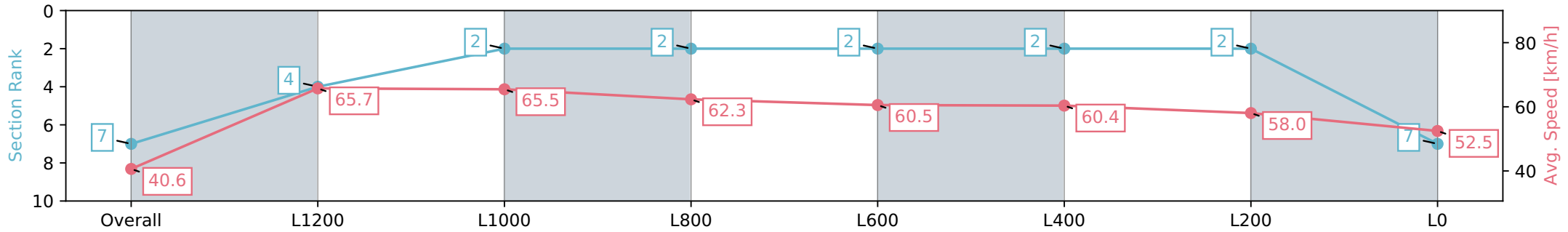
Horse/Jockey Name	BULLS ON PARADE
Finish Rank	7
Fastest Section Time (Section)	0:08.86 (Overall)
Top Speed [km/h] (Section)	66.5 (L1200)
Race State	Finished



Morphettville SA - Professional
 Race 4: Adelaide Galvanising Industries Handicap - 1500m
 27 January 2024 - 1:37PM
 Track Rating: Soft 5, Weather: Fine, Rail Position: True



Section	Overall	L1200	L1000	L800	L600	L400	L200	L0
Section Times	1:33.01 [7] (0:08.86)	1:24.15 [4] (0:11.07)	1:13.08 [2] (0:11.14)	1:01.94 [2] (0:11.56)	0:50.38 [2] (0:11.99)	0:38.39 [2] (0:12.09)	0:26.30 [2] (0:12.50)	0:13.80 [7] (0:13.80)
Average Speed [km/h]	40.6	65.7	65.5	62.3	60.5	60.4	58.0	52.5
Top Speed [km/h]	61.3	66.5	66.5	64.4	61.0	61.1	60.0	54.6
Avg. Dist. to Rail [m]	6.8	3.2	3.3	3.7	2.4	2.9	5.4	6.2
Avg. Stride Freq. [Hz]	2.1	2.4	2.3	2.3	2.2	2.2	2.3	2.2
Avg. Stride Length [m]	5.4	7.7	7.9	7.6	7.6	7.5	7.1	6.6



Report Created: Sat 27 January 2024 14:25:31 GMT+11 (Note: Timing is based on positional data)

- [] Ranking at each section and finish
- :-:- No data available at this section
- NA No data available